

Concert Club V Series

Monitor



SM15V



CM15V



SM12V



CM12V



SM10V



CM10V

Monitor performance, reliability, and exteriors optimally matched to the Club V S series front-of-house speakers and subs.

Perfect monitors for Club V C Series systems.

- Painsstaking selection of parts and components, optimized wooden enclosures, and a thorough reevaluation of speaker capacity take sonic performance to a new level.
- Dual phone jacks and dual Speakon connectors for input and parallel connection.
- Protection circuit prevents excessive tweeter input due to acoustic feedback or other causes.
- Durable exterior with a carpeted surface, arced steel grille, and large metal handles for improved portability.
- Angled cabinet for easy monitor placement.
- All monitor models are equipped with a pole socket for use with speaker stands.
- The YSProcessing (Yamaha Speaker Processing) switch provided on the EMX series powered mixers and P series amplifiers enhances matching for even greater sonic impact.

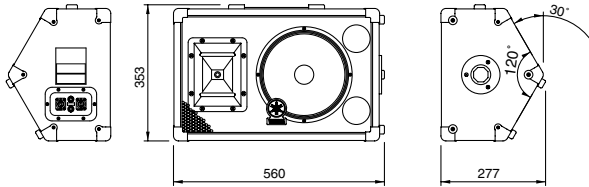
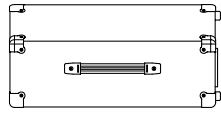
Concert Club V Series

GENERAL SPECIFICATIONS

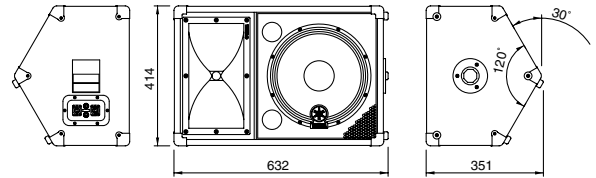
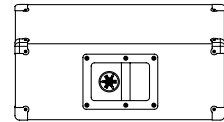
	SM10V/CM10V	SM12V/CM12V	SM15V/CM15V
Type		2-way bass-reflex	
Frequency range (-10dB)	70Hz-20kHz	60Hz-16kHz	55Hz-16kHz
Nominal coverage	40Hx60V		40Hx90V
Nominal impedance	8		
Power rating	NOISE	125W	250W
	PGM	250W	500W
	MAX	500W	1000W
sensitivity (1W,1m)	96dB SPL	97dB SPL	99dB SPL
Component	LF	10" cone	15" cone
	HF	Horn + 1" voice coil driver	Horn + 2" voice coil driver
Connectors	1/4" phone jack x 2, SPEAKON Neutrik NL4MP x 2		
Dimensions (W x H x D)	560 x 353 x 277 (22.0" x 13.9" x 10.9")	632 x 414 x 351 (24.9" x 16.3" x 13.8")	719 x 483 x 343 (28.3" x 19.0" x 13.5")
Weight	SM10V: 13.4kg (29.5lbs)/CM10V: 13.3kg (29.3lbs)	SM12V: 21.4kg (47.2lbs)/CM12V: 21.8kg (48.1lbs)	SM15V: 28.0kg (61.7lbs)/CM15V: 28.8kg (63.5lbs)

DIMENSIONS

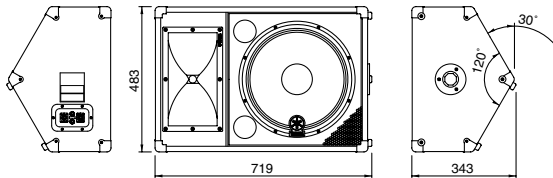
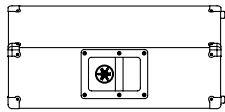
SM10V/CM10V



SM12V/CM12V



SM15V/CM15V



unit : mm