



Product Catalog



Modero Touch Panels

THE AWARD-WINNING MODERO LINE OF TOUCH PANELS

17" MODERO WIDESCREEN TOUCH PANELS

People noticed long ago that the evolution of technology progresses in leaps. In 2002, the world witnessed the future of control and automation with the introduction of the new Modero Touch Panels from AMX. It began with our award-winning 12" and 15" Moderos, which debuted at CEDIA EXPO 2002, and culminated with the 17" Modero Widescreen, presented at InfoComm 2003. In size or power, nothing compares to Modero – "the controlling force."



NXT-CV17
17" Table Top Color Video
Touch Panel
FG2257K



NXD-CV17
17" Flush Mount Color Video
Touch Panel
FG2256K

An exciting addition to our award-winning line of Modero Touch Panels, the 17" NXT-CV17 and NXD-CV17 Widescreen panels offer additional on-screen real estate, providing the largest viewable area available in the marketplace today. Table Top and Flush versions fit any integrated environment and provide an amazing level of simplicity, convenience and luxury. The 17" Modero includes AMX's industry-leading G4 Graphics Engine that boasts an abundant feature set including: G4 Computer Control, dynamic images, icons and animated buttons.

AV FEATURES

- Video: Displays NTSC/PAL/SECAM video in variable-size video windows with support for 16x9 and 4x3 aspect ratios
- Audio: Built-in stereo speakers
 - Headphone connector for external speaker / headphone support
- NXA-AVB Breakout Box (included)
 - Provides video/audio distribution over CAT-5 cable (up to 200 feet)
 - Accepts either Composite or S-Video with Cable Adapter

STANDARD FEATURES

DISPLAY:

- 17" TFT active-matrix LCD
- Resolution: 1280x768 pixels
- Ultra-wide 170° viewing angle (both horizontal and vertical)
- Dot pixel pitch: 0.289 mm
- Color Depth: 16 million (24-bit color depth) with 256 (8-bit) Alpha Channel Blending
- Contrast Ratio: 600:1
- Brightness: 450 cd/m²
- Power: 3.67 Amps @ 13.5 VDC

MEMORY:

- 256MB Extended Memory Module
- 128MB Compact Flash factory programmed with demo pages (upgradeable to 1GB)

LIGHT SENSOR:

- Photosensitive light detector for automatic adjustment of the panel brightness

MOTION SENSOR (PIR):

- Proximity Infrared Detector to wake the panel when the panel is approached

SLEEP BUTTON:

- Pushbutton (grey) used to either put the panel into a "sleep" or "wake" state and/or access the Setup and Calibration pages

SPEAKERS:

- Frequency response 450 Hz - 7 KHz

MICROPHONE:

- Balanced omni-directional with gain adjust

MODERO TABLE TOP CABLE:

- Combines A/V, Networking & Power into a single jacketed cable (Included with all NXT Panels)

CONNECTORS

- Location: NXT-CV17 Table Top located on back
NXD-CV17 Flush Mount located on the left side
- PCMCIA Card Slot: Provides optional wireless connectivity using NXA-WC80211b network card
- Headphone Connector: Stereo output through a 3.5 mm mini-jack
- Audio/Video Connector: RJ-45 connector cable for Audio/Video signals sent from the NXA-AVB Breakout Box
- Ethernet 10/100 Port: RJ-45 port for 10/100 Mbps communication with LEDs that show Link and Activity
- ICSNet Connector: RJ-45 connection for ICSNet interface
- Power: 2-pin mini-phenix connector

OPTIONAL ACCESSORIES

- PSN6.5 Power Supply (13.5 VDC)
- CB-TP17 Conduit Wall box (17" Flush Mount Touch Panel)
- NXA-RK17 Rack mount kit for 17" Flush Mount Touch Panel
- Upgrade Compact Flash (factory programmed with firmware):
 - NXA-CFTP256M - 256MB compact flash card
 - NXA-CFTP512M - 512MB compact flash card
 - NXA-CFTP1G - 1GB compact flash card
- NXA-WC80211b: 802.11b wireless interface card
- NXA-BASE/B: Wireless base for Table Top Touch Panel (NXT version only)
- NXT-BP: Battery pack for Table Top Wireless Base provides 3 hours of continuous operation
- NXT-CHG: Battery charger for NXT-BP batteries. Charges batteries in 4 hours.

MECHANICAL FEATURES

FG2257K NXT-CV17

17" Table Top Touch Panel

- Dimensions: 13.29" x 18.84" x 12.44" (33.76 cm x 45.31 cm x 31.6 cm)
- Fully lowered height: 6.23" (15.82 cm)
- Weight: 17.25 lbs (7.82 kg)
- Enclosure: ABS Polycarbonate enclosure in black matte finish with platinum color trim ring

FG2256K NXD-CV17

17" Flush Mount Touch Panel

- Dimensions Faceplate included: 14.44" x 18.09" x 3.31" (36.68 cm x 45.95 cm x 8.42 cm)
- Weight: 15.5 lbs (7.03 kg)
- Enclosure: Metal enclosure with ABS Polycarbonate front bezel in black matte finish with platinum color trim

15" MODERO TOUCH PANELS

The award-winning 15" Modero Touch Panels have taken the control industry by storm. Recognized as "the controlling force," the 15" Modero boasts features that remain unprecedented and unrivaled: A bright, easy-to-view display. Extremely sharp images. A rich 16-million color palette. Innovative 8-bit transparency. Amazing G4 graphics. An anti-glare touch overlay. An ultra-wide 170° viewing angle. A convenient, effortless tilt feature. And convenient wireless capability with a full range of wireless accessories.



NXT-CV15
15" Table Top Video Touch Panel
FG2252-11K

NXT-CA15
15" Table Top Touch Panel
FG2252



NXD-CV15
15" Flush Mount Video Touch Panel
FG2253-12K

NXD-CA15
15" Flush Mount Touch Panel
FG2253-10

The 15" Modero Touch Panel, a 2003 CES Innovations Showcase Winner, set the standard by which all Touch Panels are judged. Table Top and Flush Mount versions fit any environment and provide an amazing level of simplicity, convenience and luxury. The 15" Modero Touch Panel includes AMX's industry-leading G4 Graphics Engine boasting an abundant feature set including: Computer Control, dynamic images, icons and animated buttons.

MODELS

- NXT-CV15 – 15" Table Top Touch Panel with Video Support
- NXD-CV15 – 15" Flush Mount Touch Panel with Video Support
- NXT-CA15 – 15" Table Top Touch Panel
- NXD-CA15 – 15" Flush Mount Touch Panel

COLOR VIDEO PANEL FEATURES

- Video: Displays NTSC/PAL/SECAM video in variable-size video window
- NXA-AVB Breakout Box

STANDARD FEATURES – COLOR ACTIVE AND COLOR VIDEO PANELS

LCD:

- 15" TFT active-matrix LCD
- Resolution: 1024x768 pixels
- Ultra-wide 170° viewing angle (combining horizontal and vertical axis)
- Dot pixel pitch: 0.297 mm
- 16 million (24-bit color depth) with 256 (8-bit) Alpha Channel Blending
- Contrast Ratio: 300:1
- Brightness: 400 cd/m²
- Power: 3.5 Amps @ 13.5 VDC

MEMORY:

- 64MB Extended Memory Module (upgradeable)
- 64MB Compact Flash factory programmed with demo pages (upgradeable)

LIGHT SENSOR:

- Photosensitive light detector for automatic adjustment of the panel brightness

MOTION SENSOR (PIR):

- Proximity Infrared Detector to wake the panel when the panel is approached

SLEEP BUTTON:

- Pushbutton (grey) used to either put the panel into a "sleep" or "wake" state and/or access the Setup and Calibration pages

AUDIO:

- Built-in stereo speakers with a frequency response 450 Hz - 7 KHz plus headphone connector for external Speaker / Headphone support

MICROPHONE:

- Balanced omni-directional with gain adjust

MODERO TABLE TOP CABLE:

- Combines A/V, Networking & Power in a cable (Included with all NXT Panels)

12" MODERO TOUCH PANELS

The 12" Modero Touch Panels have enjoyed enormous success in the marketplace by offering a set of innovative features. At a price comparable to our previous generation of 10.4" panels, the 12" Modero remains one of our most popular to date.



NXT-CV12
12" Table Top Video Touch Panel
FG2250-11K

NXT-CA12
12" Table Top Touch Panel
FG2250

The 12" Modero Touch Panel delivers AMX performance and styling. Table Top and Flush Mount versions fit any environment and provide an amazing level of simplicity, convenience and luxury. The 12" Modero Touch Panel includes AMX's industry-leading G4 Graphics Engine that boasts an abundant feature set including: Computer Control, dynamic images, icons and animated buttons.

MODELS

NXT-CV12 – 12" Table Top Touch Panel with Video Support
NXD-CV12 – 12" Flush Mount Touch Panel with Video Support
NXT-CA12 – 12" Table Top Touch Panel
NXD-CA12 – 12" Flush Mount Touch Panel

COLOR VIDEO PANEL FEATURES

- Video: Displays NTSC/PAL/SECAM video in variable-size video window
- NXA-AVB Breakout Box

STANDARD FEATURES - COLOR ACTIVE AND COLOR VIDEO PANELS

LCD:

- 12" TFT active-matrix LCD
- Resolution: 800x600 pixels
- Ultra-wide 160° viewing angle (combining horizontal and vertical axis)
- Dot pixel pitch: 0.297 mm
- 256K (18-bit color depth) with 256 (8-bit) Alpha Channel Blending
- Contrast Ratio: 300:1
- Brightness: 250 cd/m2
- Power: 2.0 Amps @ 13.5 VDC

MEMORY:

- 64MB Extended Memory Module (upgradeable to 256MB)
- 64MB Compact Flash factory programmed with panel demo pages

LIGHT SENSOR:

- Photosensitive light detector for automatic adjustment of the panel brightness

MOTION SENSOR (PIR):

- Proximity Infrared Detector to wake the panel when the panel is approached

SLEEP BUTTON:

- Pushbutton (grey) used to either put the panel into a "sleep" or "wake" state and/or access the Setup and Calibration pages

AUDIO:

- Built-in stereo speakers with a frequency response 450 Hz - 7 KHz plus headphone connector for external Speaker / Headphone support

MICROPHONE:

- Balanced omni-directional with gain adjust

MODERO TABLE TOP CABLE:

- Combines A/V, Networking & Power into a single jacketed cable (Included with all NXT Panels)



NXD-CV12
12" Flush Mount Video Touch Panel
FG2251-12K

NXD-CA12
12" Flush Mount Touch Panel
FG2251-10

CONNECTORS

- Location: NXT-CV12 & NXT-CA12 Table Tops located on back NXT-CV12 & NXD-CV12 Flush Mounts located on the left side
- PCMCIA Card Slot: Provides optional wireless connectivity using NXA-WC80211b network card
- Headphone Connector: Stereo output through a 3.5 mm mini-jack
- Audio/Video Connector: RJ-45 connector cable for Audio/Video signals sent from the NXA-AVB Breakout Box (Video Support available ONLY on CV models)
- Ethernet 10/100 Port: RJ-45 port for 10/100 Mbps communication with LEDs that show Link and Activity
- ICSNet Connector: RJ-45 connection for ICSNet interface
- Power: 2-pin Connector (Male)

OPTIONAL ACCESSORIES

- PSN6.5 Power Supply (13.5 VDC)
- CB-TP12 Conduit Wall box (12" Flush Mount Touch Panels)
- NXA-RK12 Rack mount kit for 12" Flush Mount Touch Panels
- Upgrade SDRAM
 - NXA-EXM128M – 128MB memory card
 - NXA-EXM256M – 256 MB memory card
- Upgrade Compact Flash (factory programmed with firmware):
 - NXA-CFTP128M - 128MB compact flash card
 - NXA-CFTP256M - 256MB compact flash card
 - NXA-CFTP512M - 512MB compact flash card
 - NXA-CFTP1G - 1GB compact flash card
- NXA-WC80211b: 802.11b wireless interface card
- NXA-BASE/B: Wireless base for Table Top Touch Panel (NXT only)
- NXT-BP: Battery pack for Table Top provides 4 hours of continuous operation (NXT versions only)
- NXT-CHG: Battery charger for NXT-BP batteries. Charges batteries in 4 hours (NXT versions only)

MECHANICAL FEATURES

NXT-CV12

12" Table Top Color Video Touch Panel **FG2250-11K**

NXT-CA12

12" Table Top Color Active Touch Panel **FG2250**

- Dimensions: 10.91" x 12.34" x 12.50" (27.70 cm x 31.33 cm x 31.75 cm)
- Fully lowered height: 6.77" (17.20 cm)
- Weight: 11.85 lbs (5.38 kg)
- Enclosure: ABS Polycarbonate enclosure in black matte finish with platinum color trim ring

NXD-CV12

12" Flush Mount Color Video Touch Panel **FG2251-12K**

NXD-CA12

12" Flush Mount Color Active Touch Panel **FG2251-10**

- Dimensions Faceplate included: 12.38" x 12.59" x 3.25" (31.43 cm x 31.97 cm x 8.25 cm)
- CB-TP12 Conduit / Wallbox: 11.52" x 11.60" x 3.50" (29.27 cm x 29.47 cm x 8.89 cm)
- Weight: 11.29 lbs (5.40 kg)
- Enclosure: Metal enclosure with ABS Polycarbonate front bezel in black matte finish with platinum color trim

7" MODERO WIDESCREEN TOUCH PANEL

Wider is better – and now the popular Modero Widescreen is available in a compact 7" model. If you desire extra on-screen real estate but your needs call for a smaller panel, the 7" Modero Widescreen is the perfect fit for any integrated environment. The Wall Mount version with its 7" wide screen provides more than enough space to display colorful and animated graphics and icons, to watch multiple windows, and to control a variety of audio/video equipment.



NXT-CV7
7" Table Top Touch Panel
FG2258-01K



NXD-CV7
7" Flush Mount Touch Panel
FG2258-02K

The 7" Modero Widescreen carries on the AMX tradition of providing outstanding color, resolution, contrast and brightness. Utilizing color active LCD technology and 800x480 resolution, your graphics and video appear clearer and sharper than other panels this size. The 7" Modero Widescreen showcases 18-bits per pixel of color depth, 350+cd/m2 peak brightness and a 200:1 contrast ratio. The 7" Modero Widescreen incorporates the latest G4 graphics features including Computer Control.

FEATURES

- 16x9 Widescreen high resolution color display
- Latest G4 graphics user interface
- Anti-glare touch screen
- Wide viewing angles
- Exclusive SmoothTilt™ operation
- Freedom and convenience of wireless control
- Multimedia video that supports various formats
- Playback of MP3 and WAV audio files
- Microphone and speakers for paging and intercom audio

The CV7 comes complete with the NXA-AVB to deliver composite / S-Video to the panel

STANDARD FEATURES

(PRELIMINARY SPECIFICATIONS SUBJECT TO CHANGE)

DISPLAY

- 7" Color active-matrix LCD 16x9 (800 x 480 pixel resolution)
- Brightness: 350+ cd/m2
- Contrast: 200:1
- Active Viewing Area: 6.00" x 3.60"
- Viewing Angle: 50° (top/bottom/left/right)
- Display colors: 256K (18-bit color depth)

MEMORY

- 64MB Extended Memory Module
- 64MB Compact Flash (upgradeable to 1 GB) factory programmed with panel firmware

POWER

- 1.4 Amps @ 12.0 VDC (wired)
- 2.8 Amps @ 12.0 VDC (with battery base & charging)

OPTIONAL ACCESSORIES

- PSN4.4 Power Supply
- Upgrade Compact Flash (factory programmed with firmware):
 - NXA-CFSP128M - 128MB compact flash card
 - NXA-CFSP256M - 256MB compact flash card
 - NXA-CFSP512M - 512MB compact flash card
 - NXA-CFSP1G - 1GB compact flash card
- NXA-BASE/1: Includes 1 battery, Provides 4 hours continuous operation and 8 hours in normal operation (NXT version only)
- NXA-WC80211b/CF: 802.11b wireless interface Compact Flash card
- NXT-BP: Battery pack for Table Top Wireless Base:
Provides 4 hours of continual operation

- NXT-CHG: Battery charger for NXT-BP batteries. Charges batteries in 8 hours. Includes two batteries.
- NXA-RK7: Rackmount kit for 7" Wallmount Panels
- CB-TP7: Conduit Box for 7" Wallmount Panels

MECHANICAL FEATURES

NXT-CV7 Touch Panels (FG2258-01K)

7" Table Top Touch Panel

- Dimensions: (HWD) 6.864" x 7.932" x 7.462" (17.43 cm x 20.15 cm x 18.95 cm)
- Weight: 3.49 lbs (1.58 kg)

NXD-CV7 Touch Panels (FG2258-02K)

7" Flush Mount Touch Panel

- Dimensions: (HWD) 5.923" x 7.955" x 3.328" (15.04 cm x 20.21 cm x 8.45 cm)
- Weight: 1.85 lbs (0.839 kg)

8.4" MODERO VIEWPOINT TOUCH PANELS

The 8.4" Modero ViewPoint (MVP-8400) is the ultimate user interface, incorporating wireless mobility, Table Top functionality, and the flexibility to operate as a Wall/Flush Mount unit. The MVP-8400 also includes 1-way and 2-way communications capabilities and standard 802.11b wireless technology. This MVP of control offers powerful and affordable Touch Panel solutions, achieving one-touch automation without compromising the advanced control features that have become staples of AMX.



MVP-8400
8.4" Modero ViewPoint Touch Panel
FG5965-02

The MVP-8400 sets a new benchmark in wireless Touch Panel control, providing maximum comfort and convenience. The popular, AMX-exclusive SmoothTilt™, available on every Modero Touch Panel, enhances Table Top convenience. With one hand, the MVP-8400 can be quietly and effortlessly adjusted for the optimum viewing angle. The MVP-8400 continues to provide the most innovative features on the market, including the ability to display stunning G4 graphics and wireless multimedia. The MVP-8400 is just the right size for any integrated environment. AMX now enables the end user and dealer to choose from an expanded line of Modero Touch Panels, designed to meet their specific needs today and into the future.

STANDARD FEATURES

(PRELIMINARY SPECIFICATIONS SUBJECT TO CHANGE)

DISPLAY

- 8.4" Color active-matrix TFT
- (800 x 600 pixel resolution)
- Viewing Angle: + 120° (Left to Right)
- + 80° (Top to Bottom)
- Display colors: 256K (18-bit color depth)
- Brightness: 180 cd/m²
- Contrast: 350:1
- Anti-glare Overlay
- Aspect Ratio: 4x3

MEMORY

- 64MB RAM
- 64MB Compact Flash (upgradeable to 1GB)

POWER

- Operates with 2 MVP-BP battery packs
- 12 VDC Power Supply for recharging batteries

INTERFACES

- 802.11b Wireless Ethernet for 2-way network communications
- Mini-USB for programming file transfer
- Docking Station Interconnect
- Power Supply, coaxial barrel connector

FRONT PANEL

- Front Buttons: 9 programmable buttons
- Speakers: 2 internal
- Microphone: Used for intercom applications

INCLUDED ACCESSORIES

- Two MVP-BP
- PS4.4
- Stylus

OPTIONAL ACCESSORIES

- MVP-TDS, Table Top/Tilt Docking Station
- MVP-WDS, Wall/Flush Mount Docking Station
- MVP-KS, KickStand
- MVP-BP, Spare Battery Pack
- PS4.4, Power Supply
- MVP-STYLUS, Pack of 3 Stylus
- CB-MVPWDS, Wall/Flush Mount Docking Station Conduit Box
- CC-USB, Programming Cable
- NXA-CFSP128M, 128M Compact Flash
- NXA-CFSP256M, 256M Compact Flash
- NXA-CFSP512M, 512M Compact Flash
- NXA-CFSP1G, 1G Compact Flash

MECHANICAL FEATURES

- Dimensions (HWD): 7.165" x 10.474" x 1.205" (18.20 cm x 26.60 cm x 3.06 cm)
- Weight: 2.0 lbs (0.91 kg)

7.5" MODERO VIEWPOINT TOUCH PANELS

The 7.5" Modero ViewPoint (MVP-7500) is the ultimate user interface, incorporating wireless mobility, Table Top functionality, and the flexibility to operate as a Wall/Flush Mount unit. The MVP-7500 also includes 1-way and 2-way communications capabilities and standard 802.11b wireless technology. This MVP of control offers powerful and affordable Touch Panel solutions, achieving one-touch automation without compromising the advanced control features that have become staples of AMX.



MVP-7500
7.5" Modero ViewPoint Touch Panel
FG5965-02

The MVP-7500 provides maximum comfort and convenience – the perfect size for any integrated environment. The popular, AMX-exclusive SmoothTilt™, available on every Modero Touch Panel, enhances Table Top convenience. With one hand, the MVP-7500 can be quietly and effortlessly adjusted for the optimum viewing angle. The MVP-7500 continues to provide the most innovative features on the market, including the ability to display stunning G4 graphics. AMX now enables the end user and dealer to choose from an expanded line of Modero Touch Panels, designed to meet their specific needs today and into the future.

STANDARD FEATURES

(PRELIMINARY SPECIFICATIONS SUBJECT TO CHANGE)

DISPLAY

- 7.5" Color passive-matrix (600 x 480 pixel resolution)
- Viewing Angle: + 80° (Top to Bottom)
- + 80° (Top to Bottom)
- Display colors: 4K (12-bit color depth)
- Brightness: 120 cd/m²
- Contrast: 20:1
- Anti-glare Overlay
- Aspect Ratio: 4 x 3

MEMORY

- 64MB RAM
- 64MB Compact Flash (upgradeable to 1GB)

POWER

- Operates with 1 or 2 MVP-BP battery packs
- 12-18 VDC Power Supply for recharging batteries

INTERFACES

- 802.11b Wireless Ethernet for 2-way network communications
- Mini-USB for programming file transfer
- Docking Station Interconnect
- Power Supply, coaxial barrel connector

FONT PANEL

- Front Buttons: 9 programmable buttons

INCLUDED ACCESSORIES


- One MVP-BP
- PS4.4
- Stylus

OPTIONAL ACCESSORIES

- MVP-TDS, Table Top/Tilt Docking Station
- MVP-WDS, Wall/Flush Mount Docking Station
- MVP-KS, KickStand
- MVP-BP, Spare Battery Pack
- MVP-STYLUS, Pack of 3 Stylus
- CB-MVPWDS, Conduit Box
- CC-USB, Programming Cable
- NXA-CFSP128M, 128M Compact Flash
- NXA-CFSP256M, 256M Compact Flash
- NXA-CFSP512M, 512M Compact Flash
- NXA-CFSP1G, 1G Compact Flash

MECHANICAL FEATURES

- Dimensions (HWD): 7.165" x 10.474" x 1.329" (18.20 cm x 26.60 cm x 3.37 cm)
- Weight: 2.0 lbs (0.91 kg)



MVP-TDS
MVP Table Top Docking Station
FG5965-10

Place the wireless MVP into the Table Top Docking Station and re-charge its batteries while remaining in continuous control of your integrated technology. The adjustable station creates just the right viewing angle for any situation. Attach a keyboard and mouse using the docking station's USB ports - a great feature for surfing the Web with the G4 Computer Control application.

STANDARD FEATURES

(PRELIMINARY SPECIFICATIONS SUBJECT TO CHANGE)

DIMENSIONS (HWD)

- Fully raised: 7.40" x 7.01" x 9.83" (18.80 cm x 17.80 cm x 25.00 cm)
- Fully lowered height: 4.27" (10.80 cm)

WEIGHT

- 4.57 lbs. (2.07 kg)

FRONT PANEL FEATURES:

- Electromagnet to secure the MVP to the MVP-TDS
- Release Push button to disengage the electromagnet and remove the MVP from the MVP-TDS
- Two LEDs (through Push button) to indicate battery-charging status and MVP communications

REAR PANEL FEATURES:

- (Two) Type A USB ports, for keyboard and mouse
- Power supply jack, 13.5VDC, 6mm coaxial male

OPTIONAL ACCESSORIES:

- MVP-8400, 8.4" Modero ViewPoint Touch Panel
- MVP-7500, 7.5" Modero ViewPoint Touch Panel
- MVP-BP, Modero ViewPoint Battery Pack
- PS4.4, power supply with 6mm coaxial connector



MVP-WDS
MVP Wall/Flush Mount Docking Station
FG5965-11

Place the wireless MVP into the Wall/Flush Mount Docking Station and re-charge its batteries while remaining in continuous control of your integrated technology. Attach a keyboard and mouse using the docking station's USB ports - a great feature for surfing the Web with the G4 Computer Control application.

The MVP-WDS comes with a unique anti-theft locking mechanism. Keep your MVP panels safe and secure by using the MVP-WDS security latch to maintain a tight grip on your panel. Removing the panel is just as easy. With a push of the button, the MVP glides forward for removal and transport. If security is enabled, a user must enter a valid security code before the MVP is released.

STANDARD FEATURES

(PRELIMINARY SPECIFICATIONS SUBJECT TO CHANGE)

DIMENSIONS (HWD)

- 8.62" x 12.70" x 2.99" (29.90 cm x 32.30 cm x 7.59 cm)

WEIGHT

- 4.17 lbs. (1.89 kg)

FRONT PANEL FEATURES:

- Rare earth magnet and security latch to secure the MVP to the MVP-WDS
- Release push button to remove the MVP from the MVP-WDS
- Two LEDs (through push button) to indicate battery-charging status and MVP communications

REAR PANEL FEATURES:

- (Two) Type A USB ports, for keyboard and mouse
- Power supply jack, 13.5VDC, 6mm coaxial male

OPTIONAL ACCESSORIES:

- MVP-8400, 8.4" Modero ViewPoint Touch Panel
- MVP-7500, 7.5" Modero ViewPoint Touch Panel
- MVP-BP, Modero ViewPoint Battery Pack
- PSN4.4, power supply with 3.5mm phoenix-style connector
- CB-MVPWDS, Conduit box for MVP-WDS



MVP-KS
MVP KickStand
FG5965-12

The MVP KickStand, MVP-KS, is compatible with both the MVP-7500 and MVP-8400 Touch Panel. The MVP-KS allows the MVP to rest at an optimal viewing angle on any flat level surface.

STANDARD FEATURES

(PRELIMINARY SPECIFICATIONS SUBJECT TO CHANGE)

DIMENSIONS (HWD)

- 6.34" x 7.91" x 0.59" (16.10 cm x 20.10 cm x 1.50 cm)

WEIGHT

- 0.67 lbs. (0.30 kg)

MVP-BP

MVP Battery Pack

FG5965-20

STANDARD FEATURES

(PRELIMINARY SPECIFICATIONS SUBJECT TO CHANGE)

DIMENSIONS (HWD)

- 0.48" x 1.52" x 8.65" (1.23 cm x 3.86 cm x 21.97 cm)

WEIGHT

- 0.67 lbs. (0.30 kg)

POWER

- Lithium Ion Cells - 7.2 Volts, 3600 mAh

CC-USB

MVP/CV7 Programming Cable

FG10-5965

APPLICATION

- Connects a PC's USB port to the MVP-7500, MVP-8500 or CV7 Touch Panel
- Used to transfer firmware kit files, TPD4 Touch Panel files and IR files

MVP-STYLUS

Replacement MVP Stylus, pack of 3

FG5965-30



PS4.4
13.5 VDC, 4.4 Power Supply,
(regulated 110/220 VAC input)
FG423-44

APPLICATION

- DC power for MVP-7500, MVP-8400 and MVP-TDS

DC POWER OUTPUT

- 13.5 Volts DC, 4.4 Amps
- 6mm Coaxial barrel-style plug
- Switching regulated, overload protected

AC POWER INPUT

- 100-240 VAC
- 50-60 Hz

ENCLOSURE

- Molded black matte plastic
- international IEC cable socket

DIMENSIONS (HWD)

- 4.6" x 2.3" x 1.5" (117 mm x 58 mm x 35 mm)

WEIGHT

- 1 lb. (0.45 kg)



PSN4.4
13.5 VDC, 4.4 Power Supply,
(regulated 110/220 VAC input)
FG423-45

APPLICATION

- DC power for NetLinx systems, MVP-WDS and CV7 Touch Panel

DC POWER OUTPUT

- 13.5 Volts DC, 4.4 Amps
- 3.5 mm phoenix-style plug
- Switching regulated, overload protected

AC POWER INPUT

- 100-240 VAC
- 50-60 Hz

ENCLOSURE

- Molded black matte plastic
- international IEC cable socket

DIMENSIONS (HWD)

- 4.6" x 2.3" x 1.5" (117 mm x 58 mm x 35 mm)

WEIGHT

- 1 lb. (0.45 kg)

MODERO TOUCH PANEL ACCESSORIES



NXA-AVB
Audio/Video Breakout Box
FG2254-01

The NXA-AVB Breakout Box comes standard with the Modero **Color Video** Touch Panels and is available as an option for Modero **Color Active** Touch Panels. The Breakout Box transfers audio/video signals from an outside source to and from the Modero Touch Panel. It can also be used for pass-through power and ICSNet connections.

FEATURES

- Included with all Modero Color Video Touch Panels
- Provides video/audio distribution over CAT-5 cable (up to 200 feet)
- Accepts either Composite or S-Video signals
- Stereo audio support accepts balanced and unbalanced audio inputs: line level stereo
- Provides balanced microphone output to A/V system
- Available as an option for audio distribution on Modero Color Active Touch Panels

CONNECTORS

- Power In: Power from Power Supply 2-pin connector (Male)
- ICSNet In: RJ-45 connection from ICSNet Hub or Master
- S-Video Chroma In: BNC jack for Chroma Input
- Composite / S-Video Luma In: BNC jack for Composite or Luma input
- Microphone Out: Microphone signal from the Touch Panel 4-pin connector (Male)
- Audio In: Audio signal to Touch Panel 6-pin connector (Male)
- Power Out: Power to Touch Panel 2-pin connector (Male)
- ICSNet Out: RJ-45 connection to Touch Panel
- Audio/Video Out: RJ-45 connection with A/V signals to Touch Panel



NXT-BP
"Smart Batteries" for Modero Touch Panels
FG2255-10

The NXT-BP Modero Power Pack is a "smart" Lithium-Ion battery that is compatible with the Modero Battery Base. It is equipped with an onboard battery status indicator, and also communicates its status to the Modero Touch Panel via the Modero Battery Base. Two batteries are required for use with the Battery Base. Charging the Lithium-Ion batteries is as easy as plugging in the base. The batteries can be charged with either the Battery Base or an optional Modero Power Station – a stand- alone quick charger.

FEATURES

- Onboard battery status indicator
- Provides 4+ hours of run time in continuous operation
- "Smart Battery" Lithium-Ion technology

CONNECTORS

- Battery Interface: 5-pin connector that interfaces with NXA-BASE/B battery tray connector



NXA-BASE/B
Battery Base Kit for Modero Touch Panels
FG2255K

At less than two inches in height, the Modero Battery Base seamlessly attaches to the base of the 12", 15" and 17" Modero Touch Panels, complementing their award-winning design. From here, the Modero Touch Panel can provide up to eight hours of normal operation. The interface connector transfers power from the Battery Base, which houses two NXT-BP rechargeable Lithium-Ion "smart" batteries and communicates battery status back to the panel. The NXA-BASE/B requires the latest version of TPDesign4/TPD4) to access the battery setup pages on the Modero Touch Panel. The latest version of TPD4 can be downloaded from the AMX website (www.amx.com).

FEATURES

- Comes complete with two NXT-BP batteries
- Seamlessly attaches to the base of the 12", 15" and 17" Modero Touch Panels

CONNECTORS

- Battery Interface: 2 (5-pin) connectors in battery tray
- Modero Interface: 40-pin connector that provides power and status information to the Modero Touch Panel



NXA-WC80211B
Wireless Network Interface Card for 17", 15", 12" Modero Touch Panels
FG2252-02

NXA-WC80211b provides wireless network access for Modero Touch Panels. By plugging it directly into the Modero's PCMCIA Card Slot, you have the ability to take control with your Modero panel from any location, throughout any environment. Use the Wireless Interface Card with both the Table Top and Flush Mount models. The wireless network interface card is IEEE802.11b standard compatible and certified for operation in North America. The hardware interface is PCMCIA Standard Release 2.0, Type II Extended (5.0mm) definition. NXA-WC80211b will work with any wireless Access Point compatible with 802.11b wireless interface standard.

FEATURES

- Interoperable with Wi-Fi (WECA) certified Access Points
- Data rate 11, 5.5, 2, and 1 Mbps per channel, Auto Fall-Back
- 64-bit and 128-bit encryption
- Support IEEE 802.11b Protocol Standard

CONNECTORS

- PCMCIA: Interfaces to Modero PCMCIA slot



NXA-WC80211b/CF
Wireless 802.11b Compact Flash Card
FG2255-03

The 802.11 CompactFlash (CF) Card from AMX brings wireless convenience and freedom to our exciting and popular line of award-winning Modero Touch Panels. Now the end user can experience one-touch control from anywhere, at any time with minimal effort and amazing results. This innovative wireless 802.11b CF card comes standard with the new Modero ViewPoint Touch Panels (both the MVP-7500 and MVP-8400) and as an option for the new 7" Modero Widescreen Touch Panel.

MODERO TOUCH PANEL ACCESSORIES



NXT-CHG
Quick Charger Kit for Modero
Touch Panels
FG2250K

For added convenience, the NXT-BP Power Pack batteries can be quick-charged with the new NXT-CHG Modero Power Station. The Power

Station is a two-slot, stand-alone unit that recharges up to two "smart" batteries, using sequential charging and recalibration techniques. Through sequential charging, the batteries placed in each slot are recharged one at a time. Through recalibration, each battery can be completely discharged and immediately recharged. This unique feature extends the life of each battery. Recalibration also improves the accuracy of the battery charge reading located on each battery, as well as feedback listed on the Modero Touch Panels on-screen Battery Base page. Instantly track the life of each battery in order to determine the amount of time available for Touch Panel operation.

FEATURES

- Comes complete with two NXT-BP batteries
- Recharges a set of NXT-BP batteries in approximately 4 hours

CONNECTORS

- Power In: Power from Power Station's Power Supply barrel connector.
- Battery Interface: 2 (5-pin) connectors one in each charging slot



NXA-CFTP128M
128MB Compact Flash Upgrade
FG2116-22


NXA-CFTP256M
256MB Compact Flash Upgrade
FG2116-23

NXA-CFTP512M
512MB Compact Flash Upgrade
FG2116-24

NXA-CFTP1G
1G Compact Flash Upgrade
FG2116-25

NXA-EM128M
128MB SDRAM Upgrade
FG079-01

NXA-EM256M
256MB SDRAM Upgrade
FG079-02



CB-TP17
Conduit Box for NXD-CV17
FG034-10

CB-TP15
Conduit Box for NXD-CV15
& NXD-CA15
FG032-10

The Conduit Wall Box is an optional accessory for the Modero Flush Mount Modero Touch Panels. The Conduit Box allows the Modero to be mounted directly to the studs/pre-wall and includes a wall box and mounting screws.

17" PRODUCT DIMENSIONS

- 13.55" x 17.07" x 3.49" (34.43 cm x 43.36 cm x 8.85 cm)

15" PRODUCT DIMENSIONS

- 13.48" x 14.18" x 3.49" (34.24 cm x 36.00 cm x 8.85 cm)



NXA-RK17
Rack Mount Kit for NXD-CV17 &
NXD-CA17

FG2904-51

NXA-RK15
Rack Mount Kit for NXD-CV15 &
NXD-CA15

FG2904-51

NXA-RK12
Rack Mount Kit for NXD-CV12 &
NXD-CA12

FG2904-50

The Rack Mount Kit is an optional accessory for Flush Mount Modero Touch Panels. The kit allows the Modero to be mounted directly on an equipment rack and includes a rack mount frame, screws and washers.



MB-TP17
VESA Mounting Kit for NXD-CV17
FG033-50

MB-TP15
VESA Mounting Kit for NXD-CV15
FG032-50

MB-TP12
VESA Mounting Kit for NXD-CV12
FG031-50

Kits enables installation of the wall mount version of the 17" (NXD-CV17), 15" (NXD-CV15) and 12" (NXD-CA12) Modero Touch Panels on any VESA(TM)-compliant mount to include pivots, arms, poles, under-cabinet mounts, etc. The kit includes a metal back box with VESA 75 x 75 mm mounting pattern, plastic back cover, and screws. Kit does not include support arm.

TOUCH PANEL INTERFACE 4

A key to leading AMX technology has been the amazing G4 (4th Generation Graphics) engine introduced on the Touch Panel Interface 4. Unmatched G4 features are the gold standard for high-end user interface designs and capabilities.



NXP-TPI/4
NetLinx Touch Panel Interface 4
FG2275

Create a Touch Panel user interface that combines video and RGB media with Touch Panel graphics. Locate the TPI/4 next to the media, which is typically in the equipment rack – not in the conference room. Accept media from plug-in cards, freely mixing video and RGB inputs as needed. Send the combined graphics to a Touch Monitor on a table, lectern or wall. Pass mouse touch control to the computer that's displayed on the screen. Now you have one unified navigator for control, video, computers and the Internet. It's an idea that revolutionized the industry, forever changing the way we view our connected world.

AMX G4 GRAPHICS

- 32-bit Touch Panel graphics with 8-bit alpha-channel transparency
- 16 million color palette
- Animated buttons/icons
- Transparent images and buttons

KEY TPI/4 FEATURES

- 24-bit video/graphics
- RGB, Video, S-Video
- Resizable windows
- Real-time video on all windows
- Inputs up to 1600x1200 sized images
- Outputs up to 1280x1024 displays
- Routes USB/PS2 mouse and keyboard data via USB to computers from each RGB input
- Plays WAV and MP3 audio files
- Operates on ICSNet and Ethernet networks
- Four scalable video windows are driven by any combination of four TP4-RGB and TP4-VID cards
- Adapts to specific display requirements using software programmable refresh rates

POWER:

- NXP-TPI/4 unit: 750 mA @ 12 VDC
- TP4-VID input card: 400 mA @ 12 VDC
- TP4-RGB input card: 400 mA @ 12 VDC

MEMORY:

- 64MB SDRAM (upgradeable to 256MB)
- 64MB Compact Flash (upgradeable to 1GB) factory programmed with panel firmware

DIMENSIONS:

- NXP-TPI/4: 2.12" x 16.95" x 10.24"
(5.38 cm x 43.05 cm x 26.01 cm)
- TP4-VID: 1.05" x 2.80" x 8.60" (with connector - 9.34 cm)
(2.67 cm x 7.11 cm x 21.84 cm (with connector - 23.72 cm)
- TP4-RGB: 1.05" x 2.80" x 8.60"
(2.67 cm x 7.11 cm x 21.84 cm)

WEIGHT:

- NXP-TPI/4 base unit: 4.80 lbs (2.18 kg)
- NXP-TPI/4 with two cards: 6.05 lbs (2.74 kg)

ENCLOSURE:

- Metal with black matte finish

TOUCH DRIVERS:

- ELO®, MicroTouch®, DynaPro®, SmartTech®, EZScreen®, Wacom®, IST®

FRONT PANEL COMPONENTS:

- RS-232 (DB-9) 9-pin serial port. Used for PC to TPI/4 programming
- Four pushbuttons to change Resolution, Touch, Calibration and Setup settings
- Six LEDs display the activity of inputs 1-4, Power and ICSP

REAR PANEL COMPONENTS:

- RS-232 (DB-9) 9-pin serial port. Used to connect a pointer device such as a mouse or touch screen
- USB port can be used to connect a pointer device
- 2 PS/2 ports for keyboard and mouse control
- 2 USB host ports for keyboard and mouse control
- HD-15 VGA output connector with a maximum resolution of 1280x1024 @ 60 Hz
- 2 RJ-45 ICSNet ports
- 1 RJ-45 10/100baseT Ethernet port

INPUT CARD SLOTS:

- Any combination of 4 TPI/4 input cards
- TP4-RGB Card – HD15 D-Sub and USB port for G4 Computer Control
- TP4-VID Video Card – Switchable Composite and S-Video input

AUDIO:

- Stereo output through a 3.5mm mini-jack

TP4-VID

TPI/4 Video Input Card

FG2275-10

FEATURES:

- BNC composite and S-Video inputs
- NTSC/PAL/SECAM
- Software switchable between Composite and S-Video
- Status LEDs indicate Composite/S-Video selection
- Use the TP4-VID input module in any input slot to connect video sources, such as VCRs and DVDs
- Accepts Composite and S-Video input signals for scalable video windows
- Supports NTSC/PAL/SECAM video input signals
- Inputs selectable under program control

CONNECTORS

- BNC Composite Video Input
- S-Video Video Input
- Composite LED indicates that its respective connector is currently selected for video input
- S-Video LED indicates that its respective connector is currently selected for video input

TP4-RGB

TPI/4 RGB Input Card

FG2275-20

FEATURES:

- HD15 RGB connector for RGB graphics
- 640x480 to 1600x1200 (scaled to 1280x1024)
- USB Mouse/Keyboard Output
- Use the TP4-RGB input module in any input slot to connect RGB-type sources such as VGA, SVGA, etc.
- Accepts RGBHV, RGBS (H/V), and RGBS
- Accepts computer-level graphics for resizable video windows
- USB host port used for pass-through computer control

CONNECTORS

- HD-15 D-Sub Graphics Input
- USB Mouse/Keyboard Output Port

TPI/4 ACCESSORIES

TP4-RGBCBL

RGB Breakout Cable, 15 Pin Female

FG2275-30

NXA-CFTPI128M

128MB Compact Flash Upgrade for TPI/4

FG2116-12

NXA-CFTPI256M

256MB Compact Flash Upgrade for TPI/4

FG2116-13

NXA-CFTPI512M

512MB Compact Flash Upgrade for TPI/4

FG2116-14

NXA-CFTPI1G

1GB Compact Flash Upgrade for TPI/4

FG2116-15

NXA-EXM128M

128MB SDRAM Upgrade for TPI/4

FG079-01

NXA-EXM256M

256MB SDRAM Upgrade for TPI/4

FG079-02



ViewPoint Wireless Touch Panels

8.4" MODERO VIEWPOINT TOUCH PANELS

The 8.4" Modero ViewPoint (MVP-8400) is the ultimate user interface, incorporating wireless mobility, Table Top functionality, and the flexibility to operate as a Wall/Flush Mount unit. The MVP-8400 also includes 1-way and 2-way communications capabilities and standard 802.11b wireless technology. This MVP of control offers powerful and affordable Touch Panel solutions, achieving one-touch automation without compromising the advanced control features that have become staples of AMX.



MVP-8400
8.4" Modero ViewPoint Touch Panel
FG5965-02

The MVP-8400 sets a new benchmark in wireless Touch Panel control, providing maximum comfort and convenience. The popular, AMX-exclusive SmoothTilt™, available on every Modero Touch Panel, enhances Table Top convenience. With one hand, the MVP-8400 can be quietly and effortlessly adjusted for the optimum viewing angle. The MVP-8400 continues to provide the most innovative features on the market, including the ability to display stunning G4 graphics and wireless multimedia. The MVP-8400 is just the right size for any integrated environment. AMX now enables the end user and dealer to choose from an expanded line of Modero Touch Panels, designed to meet their specific needs today and into the future.

STANDARD FEATURES

(PRELIMINARY SPECIFICATIONS SUBJECT TO CHANGE)

DISPLAY

- 8.4" Color active-matrix TFT
- (800 x 600 pixel resolution)
- Viewing Angle: + 120° (Left to Right)
- + 80° (Top to Bottom)
- Display colors: 256K (18-bit color depth)
- Brightness: 180 cd/m²
- Contrast: 350:1
- Anti-glare Overlay
- Aspect Ratio: 4x3

MEMORY

- 64MB RAM
- 64MB Compact Flash (upgradeable to 1GB)

POWER

- Operates with 1 or 2 MVP-BP battery packs
- 12 VDC Power Supply for recharging batteries

INTERFACES

- 802.11b Wireless Ethernet for 2-way network communications
- Mini-USB for programming file transfer
- Docking Station Interconnect
- Power Supply, coaxial barrel connector

FRONT PANEL

- Front Buttons: 9 programmable buttons
- Speakers: 2 internal
- Microphone: Used for intercom applications

INCLUDED ACCESSORIES

- Two MVP-BP
- PS4.4
- Stylus

OPTIONAL ACCESSORIES

- MVP-TDS, Table Top/Tilt Docking Station
- MVP-WDS, Wall/Flush Mount Docking Station
- MVP-KS, Kickstand
- MVP-BP, Spare Battery Pack
- PS4.4, Power Supply
- MVP-STYLUS, Pack of 3 Stylus
- CB-MVPWDS, Wall/Flush Mount Docking Station Conduit Box
- CC-USB, Programming Cable
- NXA-CFSP128M, 128M Compact Flash
- NXA-CFSP256M, 256M Compact Flash
- NXA-CFSP512M, 512M Compact Flash
- NXA-CFSP1G, 1G Compact Flash

MECHANICAL FEATURES

- Dimensions (HWD): 7.165" x 10.474" x 1.205" (18.20 cm x 26.60 cm x 3.06 cm)
- Weight: 2.0 lbs (0.91 kg)

7.5" MODERO VIEWPOINT TOUCH PANELS

The 7.5" Modero ViewPoint (MVP-7500) is the ultimate user interface, incorporating wireless mobility, Table Top functionality, and the flexibility to operate as a Wall/Flush Mount unit. The MVP-7500 also includes 1-way and 2-way communications capabilities and standard 802.11b wireless technology. This MVP of control offers powerful and affordable Touch Panel solutions, achieving one-touch automation without compromising the advanced control features that have become staples of AMX.



MVP-7500
7.5" Modero ViewPoint Touch Panel
FG5965-02

The MVP-7500 provides maximum comfort and convenience – the perfect size for any integrated environment. The popular, AMX-exclusive SmoothTilt™, available on every Modero Touch Panel, enhances Table Top convenience. With one hand, the MVP-7500 can be quietly and effortlessly adjusted for the optimum viewing angle. The MVP-7500 continues to provide the most innovative features on the market, including the ability to display stunning G4 graphics. AMX now enables the end user and dealer to choose from an expanded line of Modero Touch Panels, designed to meet their specific needs today and into the future.

STANDARD FEATURES

(PRELIMINARY SPECIFICATIONS SUBJECT TO CHANGE)

DISPLAY

- 7.5" Color passive-matrix (600 x 480 pixel resolution)
- Viewing Angle: + 80° (Top to Bottom)
- + 80° (Top to Bottom)
- Display colors: 4K (12-bit color depth)
- Brightness: 120 cd/m²
- Contrast: 20:1
- Anti-glare Overlay
- Aspect Ratio: 4 x 3

MEMORY

- 64MB RAM
- 64MB Compact Flash (upgradeable to 1GB)

POWER

- Operates with 1 or 2 MVP-BP battery packs
- 12-18 VDC Power Supply for recharging batteries

INTERFACES

- 802.11b Wireless Ethernet for 2-way network communications
- Mini-USB for programming file transfer
- Docking Station Interconnect
- Power Supply, coaxial barrel connector

FONT PANEL

- Front Buttons: 9 programmable buttons

INCLUDED ACCESSORIES

- One MVP-BP
- PS4.4
- Stylus

OPTIONAL ACCESSORIES

- MVP-TDS, Table Top/Tilt Docking Station
- MVP-WDS, Wall/Flush Mount Docking Station
- MVP-KS, Kickstand
- MVP-BP, Spare Battery Pack
- MVP-STYLUS, Pack of 3 Stylus
- CB-MVPWDS, Conduit Box
- CC-USB, Programming Cable
- NXA-CFSP128M, 128M Compact Flash
- NXA-CFSP256M, 256M Compact Flash
- NXA-CFSP512M, 512M Compact Flash
- NXA-CFSP1G, 1G Compact Flash

MECHANICAL FEATURES

- Dimensions (HWD): 7.165" x 10.474" x 1.329" (18.20 cm x 26.60 cm x 3.37 cm)
- Weight: 2.0 lbs (0.91 kg)



MVP-TDS
MVP Table Top Docking Station
FG5965-10

Place the wireless MVP into the Table Top Docking Station and re-charge its batteries while remaining in continuous control of your integrated technology. The adjustable station creates just the right viewing angle for any situation. Attach a keyboard and mouse using the docking station's USB ports - a great feature for surfing the Web with the G4 Computer Control application.

STANDARD FEATURES

(PRELIMINARY SPECIFICATIONS SUBJECT TO CHANGE)

DIMENSIONS (HWD)

- Fully raised: 7.40" x 7.01" x 9.83" (18.80 cm x 17.80 cm x 25.00 cm)
- Fully lowered height: 4.27" (10.80 cm)

WEIGHT

- 4.57 lbs. (2.07 kg)

FRONT PANEL FEATURES:

- Electromagnet to secure the MVP to the MVP-TDS
- Release push button to disengage the electromagnet and remove the MVP from the MVP-TDS
- Two LEDs (through push button) to indicate battery-charging status and MVP communications

REAR PANEL FEATURES:

- (2) Type A USB ports, for keyboard and mouse
- Power supply jack, 13.5VDC, 6mm coaxial male

OPTIONAL ACCESSORIES:

- MVP-8400, 8.4" Modero ViewPoint Touch Panel
- MVP-7500, 7.5" Modero ViewPoint Touch Panel
- MVP-BP, Modero ViewPoint Battery Pack
- PS4.4, 4.4A, power supply with 6mm coaxial connector



MVP-WDS
MVP Wall/Flush Mount Docking Station
FG5965-11

Place the wireless MVP into the Wall/Flush Mount Docking Station and re-charge its batteries while remaining in continuous control of your integrated technology. The adjustable station creates just the right viewing angle for any situation. Attach a keyboard and mouse using the docking station's USB ports - a great feature for surfing the Web with the G4 Computer Control application.

The MVP-WDS comes with a unique anti-theft locking mechanism. Keep your MVP panels safe and secure by using the MVP-WDS security latch to maintain a tight grip on your panel. Removing the panel is just as easy. With a push of the button, the MVP glides forward for removal and transport. If security is enabled, a user must enter a valid security code before the MVP is released.

STANDARD FEATURES

(PRELIMINARY SPECIFICATIONS SUBJECT TO CHANGE)

DIMENSIONS (HWD)

- 8.62" x 12.70" x 2.99" (29.90 cm x 32.30 cm x 7.59 cm)

WEIGHT

- 4.17 lbs. (1.89 kg)

FRONT PANEL FEATURES:

- Rare earth magnet to secure the MVP to the MVP-WDS
- Release push button to remove the MVP from the MVP-WDS
- Two LEDs (through push button) to indicate battery-charging status and MVP communications

REAR PANEL FEATURES:

- (2) Type A USB ports, for keyboard and mouse
- Power supply jack, 13.5VDC, 6mm coaxial male

OPTIONAL ACCESSORIES:

- MVP-8400, 8.4" Modero ViewPoint Touch Panel
- MVP-7500, 7.5" Modero ViewPoint Touch Panel
- MVP-BP, Modero ViewPoint Battery Pack
- PS4.4, 4.4A, power supply with 3.5mm phoenix-style connector
- CB-MVPWDS, Conduit box for MVP-WDS



MVP-KS
MVP KickStand
FG5965-12

The MVP KickStand, MVP-KS, is compatible with both the MVP-7500 and MVP-8400 Touch Panel. The MVP-KS allows the MVP to rest at an optimal viewing angle on any flat level surface.

STANDARD FEATURES

(PRELIMINARY SPECIFICATIONS SUBJECT TO CHANGE)

DIMENSIONS (HWD)

- 6.34" x 7.91" x 0.59" (16.10 cm x 20.10 cm x 1.50 cm)

WEIGHT

- 0.67 lbs. (0.30 kg)

MVP-BP

MVP Battery Pack

FG5965-20

STANDARD FEATURES

(PRELIMINARY SPECIFICATIONS SUBJECT TO CHANGE)

DIMENSIONS (HWD)

- 0.48" x 1.52" x 8.65" (1.23 cm x 3.86 cm x 21.97 cm)

WEIGHT

- 0.67 lbs. (0.30 kg)

POWER

- Lithium Ion Cells - 7.2 Volts, 3600 mAh

CC-USB

MVP/CV7 Programming Cable

FG10-5965

APPLICATION

- Connects a PC's USB port to the MVP-7500, MVP-8500 or CV7 Touch Panel
- Used to transfer firmware kit files, TPD4 Touch Panel files and IR files

MVP-STYLUS

Replacement MVP Stylus, pack of 3

FG5965-30



PS4.4
13.5 VDC, 4.4 Power Supply,
(regulated 110/220 VAC input)
FG423-44

APPLICATION

- DC power for MVP-7500, MVP-8400 and MVP-TDS

DC POWER OUTPUT

- 13.5 Volts DC, 4.4 Amps
- 6mm Coaxial barrel-style plug
- Switching regulated, overload protected

AC POWER INPUT

- 100-240 VAC
- 50-60 Hz

ENCLOSURE

- Molded black matte plastic
- international IEC cable socket

DIMENSIONS (HWD)

- 4.6" x 2.3" x 1.5" (117 mm x 58 mm x 35 mm)

WEIGHT

- 1 lb. (0.45 kg)



PSN4.4
13.5 VDC, 4.4 Power Supply,
(regulated 110/220 VAC input)
FG423-45

APPLICATION

- DC power for NetLinx systems, MVP-WDS and CV7 Touch Panel

DC POWER OUTPUT

- 13.5 Volts DC, 4.4 Amps
- 3.5 mm phoenix-style plug
- Switching regulated, overload protected

AC POWER INPUT

- 100-240 VAC
- 50-60 Hz

ENCLOSURE

- Molded black matte plastic
- international IEC cable socket

DIMENSIONS (HWD)

- 4.6" x 2.3" x 1.5" (117 mm x 58 mm x 35 mm)

WEIGHT

- 1 lb. (0.45 kg)

VIEWPOINT TOUCH PANELS

Wireless ViewPoint Touch Panels are an elegant integration of graphic control, wireless convenience, timeless styling and low-cost practicality. The 1-way and 2-way ViewPoint panels are designed for both desktop and hand-held operation.



LIMITED AVAILABILITY

VPN-CP
 2-Way ViewPoint Color Wireless
 Touch Panel
 (includes VPA-BP battery)
FG5964-02 2.4 GHz, Black

Designed for flexible wireless operation, 2-way ViewPoint panels communicate with Access receivers via 2-way NetWave RF, a new spread-spectrum technology that delivers increased performance and range. A plug-in high-power, rechargeable NiMH Battery Pack delivers up to two weeks of power with typical use, or up to six hours of continuous operation.

DISPLAY TYPE:

- 256-color passive-matrix LCD

SCREEN DIMENSIONS:

- 6" (152 mm) diagonal; 4.7" x 3.5" (118 mm x 89 mm)

SCREEN RESOLUTION (HV):

- 320x240 pixels

MEMORY:

- 2.5MB (2MB flash)

TRANSMISSION:

- 2-Way NetWave RF – 2.4 GHz spread-spectrum 500-foot range
- 1-Way IR – Can transmit downloaded manufacturer IR codes

INCLUDES: (DOES NOT INCLUDE RECEIVER)

- Four programmable side-screen control buttons
- Internal battery charger
- VPA-BP rechargeable NiMH battery
- 1.5 A @12 VDC power supply
- 3' (9.8 m) RS-232 programming adapter cable

ENCLOSURE:

- Molded plastic with black matte finish

DIMENSIONS (HWD):

- 2.8" x 8.8" x 6.0" (71 mm x 222 mm x 152 mm)

POWER:

- Power supply or battery (6-hour continuous battery operation)

WEIGHT:

- 1.8 lbs (0.8 kg) with battery or 1.6 lbs (0.7 kg) without battery

SOFTWARE:

- TPDesign3 Touch Panel design/programming
- VPXpress ViewPoint System Software

OPTIONS:

- VPA-DS ViewPort Docking Station
- VPA-BP Battery Pack
- AXR-NWS NetWave Server



VPT-CP

1-Way ViewPoint Color Wireless Touch panel

FG5964-304 304 MHz, Black

FG5964-418 418 MHz, Black

FG5964-433 433 MHz, Black

LIMITED AVAILABILITY

FG5964-310 310 MHz, Black

FG5964-315 315 MHz, Black

Designed for flexible wireless operation, 1-way ViewPoint panels communicate with Access receivers via 1-way RF or IR commands. A plug-in high-power, rechargeable NiMH Battery Pack delivers up to two weeks of power with typical use, or up to six hours of continuous operation.

DISPLAY TYPE:

- 256-color passive-matrix LCD

SCREEN DIMENSIONS:

- 6" (152 mm) diagonal; 4.7" x 3.5" (118 mm x 89 mm)

SCREEN RESOLUTION (HV):

- 320x240 pixels

MEMORY:

- 2.5MB (2MB flash)

TRANSMISSION:

- 1-Way Wireless RF – Must specify frequency
- 1-Way Wireless IR – Switchable high-/low-frequency IR (455 or 38 kHz). Can transmit downloaded manufacturer IR codes

INCLUDES: (DOES NOT INCLUDE RECEIVER)

- Four programmable side-screen control buttons
- Internal battery charger
- VPA-BP rechargeable NiMH battery
- 1.5 A @12 VDC power supply
- 3' (9.8 m) RS-232 programming adapter cable

ENCLOSURE:

- Molded plastic with black matte finish

DIMENSIONS (HWD):

- 2.8" x 8.8" x 6.0" (71 mm x 222 mm x 152 mm)

POWER:

- Power supply or battery (6-hour continuous battery operation)

WEIGHT:

- 1.8 lbs (0.8 kg) with battery
- 1.6 lbs (0.7 kg) without battery

SOFTWARE:

- TPDesign3 Touch Panel design/programming
- VPXpress ViewPoint System Software

OPTIONS:

- VPA-DS ViewPort Docking Station
- VPA-BP Battery Pack
- AXR-RF Receiver

VIEWPOINT TOUCH PANEL ACCESSORIES



VPA-DS
ViewPort Docking Station
FG5961-02

Cradles ViewPoint Touch Panel at perfect angle for Table Top control.

FEATURES

- Charges ViewPoint's internal battery fully within two hours
- Stores spare VPA-BP battery pack; charges battery when ViewPoint is not present in cradle

LED INDICATORS

- Red – spare battery is charging
- Yellow – ViewPoint connected to cradle
- Green – spare battery is fully charged

DIMENSIONS (HWD):

- 4.8" x 8.3" x 7.62" (122 mm x 211 mm x 194 mm)

WEIGHT:

- 18.4 oz (522 g)

POWER:

- 1.52 A @12 VDC power supply (not included)



VPA-BP
ViewPoint Rechargeable
Battery (NiMH)
FG0962

BATTERY:

- 6-cell NiMH (Nickel Metal Hydride) 7.2 VDC, 3.7 Amp hours

BATTERY LIFE:

- Approx. 6 hours full-bright run time (1-way wireless)

DIMENSIONS (HWD):

- 5.3" x 2.0" x 0.7" (136 mm x 51 mm x 18 mm)

WEIGHT:

- 11.7 oz (331.7 g)

OPTIONS:

- VPA-DS ViewPort Docking Station

1-WAY WIRELESS RF AND IR RECEIVERS



AXR-RF
RF Receiver (AXLink)
FG782-304 **304 MHz**
FG782-310 **310 MHz**
FG782-315 **315 MHz**
FG782-418 **418 MHz**
FG782-433 **433 MHz**

RF Reception: Super-heterodyne, must specify frequency

RANGE:

- 100-300' range, depending on transmitter

INCLUDES:

- Movable, hinged antenna to allow optimal placement

ENCLOSURE:

- Molded black matte plastic for free-standing use

DIMENSIONS (HWD):

- 1.5" x 5" x 5" (38 mm x 129 mm x 129 mm)

WEIGHT:

- 11.6 oz (330 g)



LIMITED AVAILABILITY

AXR-NWS
NetWave Server
(NetWave 2-way 2.4 GHz RF, AXLink)
FG5930-02

FEATURES

- Transmits and receives 2-way wireless commands
- Manages up to 16 ViewPoint or other NetWave wireless panels

RF FREQUENCY

- NetWave 2.4 GHz digital spread-spectrum RF, 500-foot range

WIRING

- 4-pin AXLink terminal

DIMENSIONS (HWD):

- 1.5" x 5.5" x 6.5" (38 mm x 140 mm x 165 mm)

WEIGHT:

- 1.4 lbs (0.6 kg)

POWER:

- 12 VDC, 100 mA



G3 Touch Panels

10.4" COLOR GRAPHIC ACTIVE TOUCH PANELS

Size and functionality make the 10.4" Touch Panel one of the most universally accepted user interfaces in the industry. Sleek and unobtrusive, it fits into any decor and accommodates all the controls needed for a system of any size.



LIMITED AVAILABILITY

AXT-CG10
*10.4" Color Graphic
Table Top Touch Panel*
FG950-60

- Screen tilts for best viewing angle
- 10.4" color-active LCD with a 640x480 pixel resolution
- Features a full-screen VGA graphics window
- Includes a resizeable video window

POWER

- 1 A @ 12 VDC

MEMORY

- 4MB

CONNECTORS

- 4-pin AXLink and 2-pin 12VDC power jacks
- DB-9 male PC/mouse input
- RCA female connector
- 15-pin DB-15 (high density) male connector

BASE DIMENSIONS

- 11.46" x 9.46" (29.12 cm x 24.0 cm)

TILT SCREEN HEIGHTS

- Lowered – 4.14" (10.52 cm)
- Raised – 9.84" (24.99 cm)

WEIGHT

- 4.6 lbs (2.08 kg)



LIMITED AVAILABILITY

AXM-CG10/PB
*10.4" Color Graphic Video
Rack Mount Touch Panel,
External Buttons*
FG952-61

The AXM-CG10 10.4" Color Active Graphic Rack-Mount Touch Panel is the ultimate power tool, complete with full-screen graphics, video and control functions – all within the same, integrated, graphic Touch Panel.

POWER

- 1 A @ 12 VDC

DIMENSIONS

- 8.72" x 19.00" x 8.1" (22.15 cm x 48.26 cm x 4.62 cm)
- 19.0" Rack Mount, Metal with black matte finish, 5 rack units high

WEIGHT

- 6.1 lbs (2.77 kg)

ADDITIONAL PANEL OPTION

AXM-CG10

Color Graphic Rack Mount

FG952-60



LIMITED AVAILABILITY

AXD-CG10/PB
*Color Graphic Flush Mount,
External Push Buttons, Black*
FG952-91

The AXD-CG10 Color Graphic Active Flush Mount Touch Panel provides simplified full-size control on walls, in lecterns, and on other flat surfaces. The AXD-CG10 communicates with the control system over the AXLink data bus. This panel uses a color active-matrix 10.4" LCD to display interactive control graphics, a video window that can be resized, and a full-screen display of computer-driven images.

POWER

- 1 A @ 12 VDC

BASE DIMENSIONS

- 8.88" x 12.88" x 2.19" (22.56 cm x 32.72 cm x 5.56 cm)

BEZEL COLOR OPTIONS

- Black, white or ivory

DÉCOR®-STYLE ENCLOSURES

- Matte finish, screwed security overlay

OPTIONS

- CB-TP3 Backbox

WEIGHT

- 6.1 lbs (2.77 kg)

ADDITIONAL PANEL CONFIGURATIONS

AXD-CV10

Color Video Flush Mount, White

FG951-90

AXD-CG10

Color Graphic Flush Mount, Ivory

FG952-95

AXD-CG10

10.4" Color Graphic Flush Mount Touch Panel, Black

FG952-90

AXD-CG10/PB

Color Graphic Flush Mount, External Push Buttons, White

FG951-91

AXD-CG10/PB

Color Graphic Flush Mount, External Push Buttons, Ivory

FG952-96

10.4" COLOR VIDEO ACTIVE TOUCH PANELS

The 10.4" Touch Panels from AMX are still some of the most popular user interfaces in the control industry.



AXT-CV10
10.4" Color Video Table Top
Touch Panel
FG950-40

- Screen tilts for best viewing angle
- 10.4" color-active LCD with a 640 x 480 pixel resolution
- Includes a resizeable video window

POWER

- 1 A @ 12 VDC

MEMORY

- 5MB (4MB flash)

CONNECTORS

- 4-pin AXLink and 2-pin 12VDC power jacks
- DB-9 male PC/mouse input
- RCA female connector

BASE DIMENSIONS

- 11.46" x 9.46" (29.12 cm x 24.0 cm)

TILT SCREEN HEIGHTS

- Lowered – 4.14" (10.52 cm)
- Raised – 9.84" (24.99 cm)

WEIGHT

- 4.6 lbs (2.08 kg)



AXD-CV10/PB
10.4" Color Video
Flush Mount Touch Panel,
External Buttons
FG952-81

The AXD-CV10/PB Color Video Flush Mount Touch Panel with External Pushbuttons provides simplified full-size control on walls, in lecterns and on other flat surfaces. The panel communicates with a control system over the AXLink data bus. The AXD-CV10/PB has a color active-matrix 10.4" LCD, control graphics and a video window that can be resized.

POWER

- 1 A @ 12 VDC

BASE DIMENSIONS

- 8.88" x 12.88" x 2.19" (22.56 cm x 32.72 cm x 5.56 cm)

BEZEL COLORS

- Black or white

DÉCOR-STYLE ENCLOSURES

- Matte finish, screwed security overlay, and BB-TP3 Backbox

PUSHBUTTONS

- Up to 24 pushbuttons (/PB), 12 on each side

OPTIONS

- BB-TP3 Backbox

WEIGHT

- 6.1 lbs (2.77 kg)

ADDITIONAL PANEL CONFIGURATIONS

AXD-CV10

Color Video Flush Mount, Black
FG952-80

AXD-CG10

Color Graphic Flush Mount, White
FG951-80

AXD-CV10

Color Video Flush Mount, Ivory
FG952-85

AXD-CV10/PB

Color Video Flush Mount, External Push Buttons, White
FG951-81

AXD-CV10/PB

Color Video Flush Mount, External Push Buttons, Ivory
FG952-86



AXM-CV10/PB
10.4" Color Video
Rack Mount Touch Panel,
External Buttons
FG950-41

The AXM-CG10 10.4" Color Graphic Rack-Mount Touch Panel is the ultimate power tool, complete with full-screen graphics, video and control functions – all within the same, integrated, graphic Touch Panel.

POWER

- 1 A @ 12 VDC

DIMENSIONS

- 8.72" x 19.00" x 8.1" (22.15 cm x 48.26 cm x 4.62 cm)
- 19.0" Rack Mount, Metal with black matte finish, 5 rack units high

WEIGHT

- 6.1 lbs (2.77 kg)

ADDITIONAL PANEL OPTION

AXM-CV10

Color Graphic Rack Mount
FG952-80

10.4" COLOR ACTIVE TOUCH PANELS

The 10.4" Touch Panels from AMX are still some of the most popular user interfaces in the control industry.



LIMITED AVAILABILITY

AXT-CA10
10.4" Color Active
Touch Panel
FG950-30

The 10.4" Touch Panels from AMX are still some of the most popular user interfaces in the control industry.

- Screen tilts for best viewing angle
- 10.4" color-active LCD with a 640x480 pixel resolution

POWER

- 1 A @ 12 VDC

MEMORY

- 5MB (4MB flash)

CONNECTORS

- 4-pin AXLink and 2-pin 12VDC power jacks
- DB-9 male PC/mouse input

BASE DIMENSIONS

- 11.46" x 9.46" (29.12 cm x 24.0 cm)

TILT SCREEN HEIGHTS

- Lowered – 4.14" (10.52 cm)
- Raised – 9.84" (24.99 cm)

ENCLOSURE

- Black plastic with matte finish

WEIGHT

- 4.6 lbs (2.08 kg)



LIMITED AVAILABILITY

AXM-CA10/PB
10.4" Color Active
Rack Mount Touch Panel,
External Buttons
FG952-21

The AXM-CA10 10.4" Color Active Rack-Mount Touch Panel with External Pushbuttons features a large, brilliant LCD that helps to transform advanced technology into easy-to-operate tools. This includes interactive graphics that perform a number of functions at the simple touch of a command button.

- Installs into a flat surface
- Viewing angle can be changed dependent on location: Wall or podium

POWER

- 1 A @ 12 VDC

DIMENSIONS

- 8.72" x 19.00" x 1.78" (22.15 cm x 48.26 cm x 4.52 cm)

WEIGHT

- 6.1 lbs (2.77 kg)

ADDITIONAL PANEL OPTION

AXM-CA10

Color Graphic Rack Mount

FG952-20



LIMITED AVAILABILITY

AXD-CA10/PB
10.4" Color Active
Flush Mount Touch Panel,
External Buttons
FG952-71

The AXD-CA10/PB Color Active Flush Mount Touch Panel with External Pushbuttons provides simplified full-size touch control on walls, in lecterns and on other flat surfaces. The AXD-CA10/PB communicates with the control system over the AXLink data bus. The panel displays control graphics on a color active-matrix 10.4" LCD.

- Installs into a flat surface
- Viewing angle can be changed dependent on location: Wall or podium

POWER

- 1 A @ 12 VDC

BASE DIMENSIONS

- 8.88" x 12.88" x 2.19" (22.56 cm x 32.72 cm x 5.56 cm)

BEZEL COLORS

- Black or white

DÉCOR-STYLE ENCLOSURES

- Matte finish, screwed security overlay, and BB-TP3 Backbox

PUSHBUTTONS

- Up to 24 pushbuttons (/PB), 12 on each side

OPTIONS

- CB-TP3 Backbox

WEIGHT

- 6.1 lbs (2.77 kg)

ADDITIONAL PANEL CONFIGURATIONS

AXD-CA10

Color Active Flush Mount, Black

FG950-30

AXD-CA10

Color Active Flush Mount, White

FG951-70

AXD-CA10

Color Active Flush Mount, Ivory

FG952-70

AXD-CA10/PB

Color Active Flush Mount, External Push Buttons, White

FG952-71

AXD-CA10/PB

Color Active Flush Mount, External Push Buttons, Ivory

FG952-76

G3 TOUCH PANEL ACCESSORIES

CB-TP3 *TP3 Conduit Box*
FG025-10

APPLICATIONS:

- AXD-CG and AXD-CG/PB
- AXD-CV and AXD-CV/PB
- AXD-CA and AXD-CA/PB

EXM-1MB *1MB Extended Memory*
FG074

6" COLOR ACTIVE VIDEO TOUCH PANELS



AXD-CV6
6" Color Active Video
Flush Mount Touch Panel
FG5924-10 **White**
FG5924-11 **Black**

Like to see the video you're controlling? Looking for the perfect panel for the wall or lectern? You'll love the CV6 6" Color Active Video Flush Mount Touch Panel. Featuring a resizable video window, colorful icons and simplified menus, the 6" panel is the ideal navigator to your media-rich world.

FEATURES

Display Type: 6" color active-matrix LCD, 320x240 pixels
Video: Resizeable video window, NTSC/PAL/SECAM video
Memory: 2.5MB (2MB flash, 512KB RAM)
Network: AXLink
Power: 12 VDC, 1.18 A
Design Software: TPDesign3

INCLUDES

- 4-pin AXLink terminal
- 2-pin PWR terminal
- Mounting Set (drywall clips and screws)
- Mounting Template

CONNECTIONS

- BNC Video input
- 4-pin AXLink terminal
- 2-pin power terminal
- DB-9-Program port

ENCLOSURE

- Faceplate available in white (standard) or black finish
- Molded backbox mounts to any flat surface

MOUNTING

- Included metal enclosure easily surface-mounts with screws or drywall clips
- Panel snaps into enclosure for seamless, simple installation

DIMENSIONS (HWD)

- Faceplate: 5.37" x 6.79" x 0.3" (136.4 mm x 172.46 mm x 7.62 mm)
- Backbox: 4.43" x 5.97" x 2.4" (112.52 mm x 151.63 mm x 60.9 mm)

WEIGHT

- 7.7 lbs (3.5 kg)

OPTIONS

- CB-CV6 CV6 Backbox, simplifies pre-installation for AXD-CV6 panels
- AC-CV6T Accessory Table Top Kit



AC-CV6T
Table Top Enclosure (Accessory)
FG5924-20 **Dark Gray**
FG5924-21 **Platinum**
FG5924-22 **Unfinished Aluminum**

The AC-CV6T Table Top Enclosure is a pioneering effort by AMX to create yet another ideal control and automation feature. With so many end users drawn to the overall functionality and design of the 6" Touch Panel, creating the AC-CV6T for added convenience was the next step.

The Table Top Enclosure remains small in size so that the 6" Touch Panel delivers the ultimate in convenience and practicality. The end user can comfortably navigate on-screen buttons, security cameras, baby-cams and more. The AC-CV6T can be positioned on a coffee table or desk for ongoing control and automation at all times. The metal casing is offered in Dark Gray and Platinum, and also customizable unfinished Aluminum in order to match any interior decoration.

COMPATIBILITY AND CONNECTIONS

- All AXD-CV6 models only
- All cable connections are routed out of the enclosure through the rear opening on the enclosure.
- Internal connectors are equivalent to those AXD-CV6 rear connectors
- AXD unit contains a 4-pin AXLink connector for communication to an AMX Central Controller and a BNC connector for video signals.
- AC-CV6T Table Top cable (Video/AXLink cable combo) – 10' (3.05 meters). Uses BNC and mini-Phoenix AXLink connectors

OPTIONS

- PSN2.8 Power Supply
- PSN6.5 Power Supply
- CB-CV6 Conduit/Wallbox (includes flanges for installation to studs during the construction phase)

DIMENSIONS AND WEIGHT

- AXT Table Top unit: 3.84" X 6.48" X 5.33" (9.75 cm x 16.46 cm x 13.54 cm)
- Faceplate: 6.37" x 8.66" x 0.62" (16.18 cm x 21.99 x 1.57 cm)
- Entire unit: 11.49 lbs. (5.21 kg)
- Enclosure only: 3.75 lbs. (1.70 kg)

CB-CV6

CV6 Conduit Box
FG029-10

Conduit box for AXD-CV6 Touch Panel

DIMENSIONS

- 6.05" x 4.50" x 3.40" (153.7 mm x 114.3 mm x 86.4 mm)

5.5" COLOR PASSIVE TOUCH PANELS



AXT-MCP
5.5" Color Passive Touch Panel
FG925-20



AXD-MCP
5.5" Color Flush Mount Touch Panel
FG925-40 **White**
FG925-60 **Black**
FG925-80 **Ivory**

Big control capabilities in a compact size. The AXT-MCP 5.5" Color Passive Touch Panel, boasts a vibrant color passive-matrix LCD, high resolution graphics, a rich color background and an adjustable console for the best viewing angle and ease of operation. As an option, 12 instant-access buttons with custom engraving can be added for extended control features (AXT-MCP/PB).

- Mounts on any flat surface
- Available in black
- Available with pushbuttons (MCP/PB) or without pushbuttons (MCP)

LCD

- 5.5" color passive-matrix LCD with a resolution of 320x240 pixels
- Visible area: 5 inches (12.70 cm)
- Screen dimensions (HW): 3.05" x 4.06" (7.75 cm x 10.31 cm)

POWER

- 485 mA @ 12 VDC

MEMORY

- 512KB of SRAM and 2MB of flash for a total of 2.5MB (2MB available for buttons, icons, bitmaps and fonts)

DIMENSIONS

- Base dimensions (WD): 8.23" x 7.51" (20.90 cm x 19.08 cm)
- Display height: 3.87" (9.83 cm) fully lowered, 5.95" (15.11 cm) fully raised

ENCLOSURES

- TiltScreen Table Top console; black plastic with matte finish

REAR CONNECTORS

- AXLink: Mini-XLR (male) 4-pin AXLink connector

PUSHBUTTONS

- 12 programmable pushbuttons (6 on each side)

COMPATIBILITY

- Access and Landmark Control Systems (AXLink is the most common control standard)

OPTIONAL ACCESSORIES

- PSN2.8 Power supply (can be used on the MCP)
- PSN6.5 Power supply (recommended for use on the MCP)
- External pushbuttons (6 per side)

WEIGHT

- 2.10 lbs (0.95 kg)

The 5.5" Color Flush Mount Touch Panel contains a mini 256 color passive-matrix LCD. The self-contained enclosure uses a microprocessor to control a wide range of multi-media equipment. Using the TPDesign3 software, you can create custom control and display pages with buttons, icons, sliders, bargraphs, time displays, logos and drawings.

- Mounts in a wall, lectern or any flat surface
- Available with white or black faceplates
- Available with pushbuttons (MCP/PB) or without pushbuttons (MCP)

LCD

- 5.5" color passive-matrix LCD with a resolution of 320x240 pixels
- Visible area: 5 inches (12.70 cm)
- Screen dimensions (HW): 3.05" x 4.06" (7.75 cm x 10.31 cm)

POWER

- 485 mA @ 12 VDC

MEMORY

- 512KB of SRAM and 2MB of flash for a total of 2.5MB (2 MB available for buttons, icons, bitmaps, and fonts)

DIMENSIONS

- Decor faceplate: 5.00" x 8.38" x 0.35" (12.70 cm x 21.27 cm x 0.89 cm)
- Low-profile Back Box: 4.25" x 7.10" x 2.17" (10.80 cm x 18.03 cm x 5.51 cm)
- BB-MTP: 4.17" x 6.98" x 2.17" (10.59 cm x 17.73 cm x 5.51 cm)

ENCLOSURES

- Metal sub-plate and bezel with black or white matte finish
- Detachable front panel faceplate

REAR CONNECTORS

- AXLink: 4-pin male connector for transfer of data and power to the AMX Central Controller

COMPATIBILITY

- Access and Landmark Control Systems (AXLink is the most common control standard)

OPTIONAL ACCESSORIES

- PSN2.8 Power supply (can be used on the MCP)
- PSN6.5 Power supply (recommended for use on the MCP)
- 4-pin mini-XLR
- Cable assembly
- External pushbuttons (6 per side)
- CB-MTP and faceplate bezel security plates

WEIGHT

- 3.90 lbs (1.70 kg)

5.5" COLOR PASSIVE TOUCH PANELS



AXD-MCP/PB

5.5" Color Flush Mount Touch Panel with External Pushbuttons

FG925-41	White
FG925-61	Black
FG925-81	Ivory

The 5.5" Color Flush Mount Touch Panel contains a mini 256 color passive-matrix LCD. The self-contained enclosure uses a microprocessor to control a wide range of multi-media equipment. Using the TPDesign3 software, you can create custom control and display pages with buttons, icons, sliders, bargraphs, time displays, logos and drawings.

- Mounts in a wall, lectern, or any flat surface
- Available with white or black faceplates
- Available with pushbuttons (MCP/PB) or without pushbuttons (MCP)

LCD

- 5.5" color passive-matrix LCD with a resolution of 320x240 pixels
- Visible area: 5 inches (12.70 cm)
- Screen dimensions (HW): 3.05" x 4.06" (7.75 cm x 10.31 cm)

POWER

- 485 mA @ 12 VDC

MEMORY

- 512KB of SRAM and 2MB of flash for a total of 2.5MB (2MB available for buttons, icons, bitmaps, and fonts)

DIMENSIONS

- Decor faceplate: 5.00" x 8.38" x 0.35" (12.70 cm x 21.27 cm x 0.89 cm)
- Low-profile Back Box: 4.25" x 7.10" x 2.17" (10.80 cm x 18.03 cm x 5.51 cm)
- BB-MTP: 4.17" x 6.98" x 2.17" (10.59 cm x 17.73 cm x 5.51 cm)

ENCLOSURES

- Metal sub-plate and bezel with black or white matte finish
- Detachable front panel faceplate

REAR CONNECTORS

- AXLink: 4-pin male connector for transfer of data and power to the AMX Central Controller

PUSHBUTTONS

- 12 programmable pushbuttons (6 on each side)

COMPATIBILITY

- Access and Landmark Control Systems (AXLink is the most common control standard)

OPTIONAL ACCESSORIES

- PSN2.8 Power supply (can be used on the MCP)
- PSN6.5 Power supply (recommended for use on the MCP)
- 4-pin mini-XLR
- Cable assembly
- External pushbuttons (6 per side)
- CB-MTP and faceplate bezel security plates

WEIGHT

- 3.90 lbs (1.70 kg)



AXM-MCP

5.5" Rack-Mount Color Passive Touch Panel
FG925-90 **Black**

- Mounts in a wall, lectern or any flat surface
- Available with a black faceplate
- Available with pushbuttons (MCP/PB) or without pushbuttons (MCP)

LCD

- 5.5" color passive-matrix LCD with a resolution of 320x240 pixels
- Visible area: 5 inches (12.70 cm)
- Screen dimensions (HW): 3.05" x 4.06" (7.75 cm x 10.31 cm)

POWER

- 485 mA @ 12 VDC

MEMORY

- 512KB of SRAM and 2MB of flash for a total of 2.5MB (2MB available for buttons, icons, bitmaps, and fonts)

DIMENSIONS

- Rack-mount: 5.22" x 19.0" x 2.37" (13.26 cm x 48.26 cm x 6.02 cm)

ENCLOSURES

- 19" (48.3 cm) rack-mount; metal black matte finish (3 rack units high)

REAR CONNECTORS

- AXLink: 4-pin male connector for transfer of data and power to the AMX Central Controller

COMPATIBILITY

- Access and Landmark Control Systems (AXLink is the most common control standard)

INCLUDED ACCESSORIES

- Low-profile Back Box
- 4-pin female AXLink bus connector

OPTIONAL ACCESSORIES

- PSN2.8 Power supply (can be used on the MCP)
- PSN6.5 Power supply (recommended for use on the MCP)
- External pushbuttons (6 per side)

WEIGHT

- 3.60 lbs (1.60 kg)

5.5" COLOR PASSIVE TOUCH PANELS



AXM-MCP/PB
*5.5" Rack-Mount Color Touch Panel
with External Pushbuttons*
FG925-91 Black

- Mounts in a wall, lectern, or any flat surface
- Available with a black faceplate
- Available with pushbuttons (MCP/PB) or without pushbuttons (MCP)

LCD

- 5.5" color passive-matrix LCD with a resolution of 320x240 pixels
- Visible area: 5 inches (12.70 cm)
- Screen dimensions (HW): 3.05" x 4.06" (7.75 cm x 10.31 cm)

POWER

- 485 mA @ 12 VDC

MEMORY

- 512KB of SRAM and 2MB of flash for a total of 2.5MB
(2MB available for buttons, icons, bitmaps, and fonts)

DIMENSIONS

- Rack-mount: 5.22" x 19.0" x 2.37" (13.26 cm x 48.26 cm x 6.02 cm)

ENCLOSURES

- 19" (48.3 cm) rack-mount; metal black matte finish (3 rack units high)

PUSHBUTTONS

- 12 programmable pushbuttons (6 on each side)

REAR CONNECTORS

- AXLink: 4-pin male connector for transfer of data and power to the AMX Central Controller

COMPATIBILITY

- Axxess and Landmark Control Systems (AXLink is the most common control standard)

INCLUDED ACCESSORIES

- Low-profile Back Box
- 4-pin female AXLink bus connector

OPTIONAL ACCESSORIES

- PSN2.8 Power supply (can be used on the MCP)
- PSN6.5 Power supply (recommended for use on the MCP)
- External pushbuttons (6 per side)

WEIGHT

- 3.60 lbs (1.60 kg)

CB-MTP

MTP Conduit box
FG027-10

APPLICATIONS

- AXD-MLC and AXD-MLC/PB
- AXD-MCV and AXD-MCV/PB
- AXD-MCP and AXD-MCP/PB

4" COLOR PASSIVE TOUCH PANELS

Redesigned and ready to deliver enhanced control capabilities, in a minimum of space, at a price well within your budget. The sleek AXD-CP4/A and AXT-CP4/A 4" Color Touch Panels boast numerous innovations: A microphone, speakers, an IR receiver and buttons with LED indicators. This panel fits in nicely with any décor and provides just the right amount of control and automation.

External programmable buttons, previously located at the bottom of the panel, are now positioned conveniently to the right side of the screen and come with a set of 18 caps that include two "Up and Down" arrows, 10 pre-printed with labels, as well as six blanks for customization or on-screen graphic user interface navigation. There is less need for custom engraving, and they are also applicable internationally. Sharp graphics, colorful icons and an ergonomic design welcome you to take control with the effortless press of a button. Intelligent light and motion sensors recognize when to adjust screen brightness to help eliminate glare and will instantly activate the panel or automate the room as you approach.



AXT-CP4/A
4" Color Touch Panel with Audio
FG5921-30 **Dark Gray**
FG5921-31 **Platinum**

Table Top versions (AXT) are available in Dark Gray and Platinum.

SCREEN RESOLUTION

- 320x240 pixels (HV)

VIEWING ANGLE

- Horizontal viewing angle: $\pm 50^\circ$
- Vertical viewing angle: $\pm 50^\circ$

IR RECEPTION AREA

- 45° up on the AXT (30° on the AXD) from the horizontal plane
- 15° down on the AXT (30° on the AXD) from the horizontal plane
- 40° right of the vertical plane (both AXD and AXT units)
- 40° left of the vertical plane (both AXD and AXT units)

EXTERNAL BUTTONS

- Six interchangeable external pushbuttons. Pushbutton assignments can include the typical Device/Channel numbers, Flip to Page option and String/Macro. Buttons are used as interface tools that operate on-screen menus or turn On/Off the controlled equipment.

EXTERNAL LEDS

- External LEDs: Six LEDs located alongside each external pushbutton. Independently operated and programmed.

BUTTONS

- Set of 18 changeable button caps consisting of: six blanks, two embossed with Up/Down arrows, and 10 engraved with standard icons. These buttons match the bezel coloring.

BUTTONS LABELS

- 10 standard icon pre-printed buttons
- These buttons contain 10 icons covering the following functions: MENU, LIGHTS, AUDIO, VIDEO, ENVIRONMENT, SECURITY, INTERCOM, MUTE, DRAPES and POWER

LIGHT DETECTOR

- Photosensitive light detector for adjustment of the panel brightness.

MOTION SENSOR

- Proximity Infrared Detector to wake the panel when the panel is approached.
- Activation range: $+ 20^\circ$ vertically from center and $+ 45^\circ$ horizontally from center.

IR RECEIVER

- 38 KHz, 1-way IR reception (of AMX codes only)

MICROPHONE

- Used for audio conferencing applications (intercom functionality)

SPEAKERS

- Frequency response 450 Hz - 7 KHz

AXLINK/POWER

- 4-pin 3.5 mm mini-Phoenix connector for communication to the AMX Central Controller providing both data and power

AUDIO

- 8-pin 3.5 mm mini-Phoenix connector for audio input/output

PROGRAMMING PORT

- 2.5 mm stereo female conductor jack (side mounted)

POWER CONSUMPTION

- 770 mA @ 12 VDC

OPERATING ENVIRONMENT

- Indoor operation at temperatures between 10°C (50°F) to 40°C (104°F) and a humidity range of 5% to 90% RH (non-condensing)

MEMORY

- 512KB of SRAM and 2MB of Flash for a total memory of 2.5MB (2MB is available for buttons, icons, bitmaps and fonts)

ENCLOSURE

- Table Top enclosure is available in either Dark Gray (FG5921-30) or Platinum (FG5921-31)

DIMENSIONS

- Table Top unit: 4.22" x 6.24" x 4.99" (10.72 cm x 15.85 mm x 12.67 mm)

WEIGHT

- 2.26 lbs. (1.03 kg)

4" COLOR PASSIVE TOUCH PANELS



AXD-CP4/A

4" Color Flush Mount Touch Panel with Audio

FG5921-20

FG5921-21

FG5921-22

Black

Almond

White

SCREEN RESOLUTION

- 320x240 pixels (HV)

VIEWING ANGLE

- Horizontal viewing angle: +50°
- Vertical viewing angle: +50°

IR RECEPTION AREA

- 45° up on the AXT (30° on the AXD) from the horizontal plane
- 15° down on the AXT (30° on the AXD) from the horizontal plane
- 40° right of the vertical plane (both AXD and AXT units)
- 40° left of the vertical plane (both AXD and AXT units)

EXTERNAL BUTTONS

- Six interchangeable external pushbuttons. Pushbutton assignments can include the typical Device/Channel numbers, Flip to Page option and String/Macro. Buttons are used as interface tools that operate on-screen menus or turn On/Off the controlled equipment.

EXTERNAL LEDS

- External LEDs: six LEDs located alongside each external pushbutton. Independently operated and programmed.

BUTTONS

- Set of 18 changeable button caps consisting of: six blanks, two embossed with Up/Down arrows, and 10 engraved with standard icons. These buttons match the bezel coloring.

BUTTONS LABELS

- 10 standard icon pre-printed buttons
- These buttons contain 10 icons covering the following functions: MENU, LIGHTS, AUDIO, VIDEO, ENVIRONMENT, SECURITY, INTERCOM, MUTE, DRAPES and POWER

LIGHT DETECTOR

- Photosensitive light detector for adjustment of the panel brightness.

MOTION SENSOR

- Proximity Infrared Detector to wake the panel when the panel is approached.
- Activation range: + 20° vertically from center and + 45° horizontally from center.

IR RECEIVER

- 38 KHz, one-way IR reception (of AMX codes only)

MICROPHONE

- Used for audio conferencing applications (intercom functionality)

SPEAKERS

- Frequency response 450 Hz - 7 KHz

AXLINK/POWER

- 4-pin 3.5 mm mini-phenix connector for communication to the AMX Central Controller providing both data and power

AUDIO

- 8-pin 3.5 mm mini-phenix connector for audio input/output

PROGRAMMING PORT

- 2.5 mm stereo female conductor jack (side mounted)

POWER CONSUMPTION

- 770 mA @ 12 VDC

OPERATING ENVIRONMENT

- Indoor operation at temperatures between 10° C (50° F) to 40° C (104° F) and a humidity range of 5% to 90% RH (non-condensing)

MEMORY

- 512KB of SRAM and 2MB of Flash for a total memory of 2.5MB (2MB is available for buttons, icons, bitmaps, and fonts).

ENCLOSURE

- BackBox with black matte finish Detachable front panel bezel are available in White (FG5921-22), Black (FG5921-20) and Almond (FG5921-21)

DIMENSIONS

- Housing: 4.60" x 5.34" x 1.87" (11.68 cm x 13.56 cm x 4.75 cm)

WEIGHT

- 2.23 lbs. (1.02 kg)

AC-CP4A/WRB

Water Resistant Bezel Set for AXD-CP4/A

FG5921-24

Introducing the water-resistant bezels for AXD-CP4/A - AC-CP4A/WRB. Set includes all three colors- white, black, and almond - covered with a thin transparent water-resistant film to protect the bezel including the touch screen, sensor lens, and pushbuttons. It also includes a rubber-foam gasket to "seal" a potential gap between the bezel and the wall.



CB-CP4/A

Conduit Box for AXD-CP4/A

FG033-10

CB-CP4/A is an optional Conduit/Wallbox for AXD-CP4/A Color Flush Mount Touch Panels. It represents a metallic housing that is installed onto a beam in a pre-wall setting. The Touch Panel is housed in a default back box that ships with each unit that is not removed in the conduit box installation method.

The CB-CP4/A Conduit/Wallbox package includes drywall clips and screws for installation to studs during the construction phase.

DIMENSIONS:

- 4.09" x 5.51" x 3.40" (10.39 cm x 13.99 cm x 8.64 cm)

4" COLOR PASSIVE TOUCH PANELS



LIMITED AVAILABILITY

AXT-CP4
4" Color Table Top Touch Panel
FG5921-10 **White**
FG5921-11 **Black**
FG5921-12 **Ivory**

Need a touch of fun in your world? Choose the 4" Color Touch Panel and enjoy the wonders of smart, colorful control all within the absolute minimum space on your wall, table and budget. Take control from color menus and icons or illuminated PDA-style engravable buttons below the screen. Intelligent sensors adjust the screen brightness so the panel glows without glaring, and can detect your presence so the screen lights up as you approach. In addition to controlling the LCD, the sensors can automatically turn PDA button illumination on and off.

ENCLOSURE:

- Molded Table Top, screen angled at 45 degrees for optimal viewing.
- Available in white, ivory and black colors

DISPLAY TYPE:

- 4" color passive-matrix LCD

SCREEN RESOLUTION:

- (HV): 320x240 pixels

PDA BUTTONS:

- Four backlit buttons and one left-right rocker button (two channels)

INCLUDES:

- Light Sensor and Motion Sensor

MEMORY:

- 2.5 MB (2 MB flash)

NETWORK:

- AXLink

POWER:

- 12 VDC, 750 Ma

DESIGN SOFTWARE:

- TPDesign3

MOUNTING:

- Included molded enclosure easily surface-mounts with screws or drywall clips. Panel snaps into enclosure for seamless, simple installation

CONNECTIONS:

- 4-pin AXLink terminal, DB-9 RS-232 program port

DIMENSIONS (HWD):

- 4.04" x 5.25" x 4.64" (103 mm x 134 mm x 123 mm)

WEIGHT:

- 4.5 lbs (2 kg)

INCLUDES:

- 4-pin AXLink terminal, Mounting Set (drywall clips and screws) and Mounting Template



LIMITED AVAILABILITY

AXD-CP4
4" Color Flush Mount Touch Panel
FG5921 **White**
FG5921-01 **Black**
FG5921-02 **Ivory**

ENCLOSURE:

- Faceplate available in white (standard), black or ivory finish.
- Molded backbox mounts into wall or any flat surface

DISPLAY TYPE:

- 4" color passive-matrix LCD

SCREEN RESOLUTION:

- (HV): 320x240 pixels

PDA BUTTONS:

- Four backlit buttons and one left-right rocker button (two channels)

INCLUDES:

- Light Sensor and Motion Sensor

MEMORY:

- 2.5 MB (2MB flash)

NETWORK:

- AXLink

POWER:

- 12 VDC, 750 mA

DESIGN SOFTWARE:

- TPDesign3

MOUNTING:

- Included molded enclosure easily surface-mounts with screws or drywall clips. Panel snaps into enclosure for seamless, simple installation

CONNECTIONS:

- 4-pin AXLink terminal, DB-9 RS-232 program port

DIMENSIONS (HWD):

- Faceplate: 5.13" x 5.25" x 0.40" (130.3 mm x 133.4 mm x 10.16 mm)
- Housing: 4.03" x 4.45" x 2.00" (102.36 mm x 113.03 mm x 50.8 mm)

WEIGHT:

- 4.5 lbs (2 kg)

INCLUDES:

- 4-pin AXLink terminal, Mounting Set (drywall clips and screws) and Mounting Template



CB-CP4
Conduit box for AXD-CP4
FG028-10

CB-CP4 is an optional Conduit/Wallbox for AXD-CP4 Color Flush Mount Touch Panels.

It represents a metallic housing that is

installed onto a beam in a pre-wall setting. The Touch Panel is housed in a default back box that ships with each unit that is not removed in the conduit box installation method.

The CB-CP4 Conduit/Wallbox package includes drywall clips and screws for installation to studs during the construction phase.

TOUCH PANEL INTERFACE 3

This is where multi-media control capabilities in the control industry really started. Today, the Touch Panel Interface 3 remains the least expensive solution for incorporating multi-media into an AMX installation.



AXB-TPI/3
Touch Panel Interface 3
FG5975

The TPI/3 sets the standard for multi-media touch control. Display simultaneously as many as three media windows, re-adjustable from thumbnails to full-screen view.

Mix and match any combination of video and computer input cards. Monitor multiple video windows, all running at full-frame rate. Create up to nine video windows by stacking as many as three Touch Panel Interface 3 units. Directly command the PC mouse by touching the PC image on the Touch Panel screen. And, of course, connect to AMX Access and NetLinX Control Systems.

DISPLAY FORMATS

- VGA (640x480; 60, 72, 75, 85 Hz)
- SVGA (800x600; 56, 60, 72, 75 Hz)
- XGA (1024x768; 60 Hz).

FRONT PANEL

- Output Resolution LEDs
- AXLink LED
- Program Port

CONNECTORS

- Mouse Port: RS-232 (DB-9) 9-pin serial port.
- Monitor Output (VGA): HD-15 VGA output connector
- Monitor Output (RGBHV) : RGB connection is done by using the five BNC output connectors (from left to right) red (R), green (G), blue (B), horizontal sync (H), and vertical sync (V).

AXLINK CONNECTOR:

- 4-pin AXLink data/power bus jack

POWER:

- 2-pin connector (Male)

OPTIONAL ACCESSORIES

TP3-VID

TPI/3 VIDEO INPUT CARD

FG5975-10

Connect video sources, such as VCRs and DVDs.

- Composite LED indicator (turns on when composite video input is detected).
- Composite video input types: NTSC, SECAM, or PAL.
- Composite input connector
- S-Video LED indicator (turns on when S-Video input is detected).
- S-Video input connector
- 500 mA power consumption



TP3-RGB
TPI/3 RGB INPUT CARD
FG5975-20

Connect RGB-type sources.

- 5-BNC input connectors: R (Red), G (Green), B (Blue), H/HV (Horizontal/Composite sync), V (Vertical sync)
- 500 mA power consumption
- The TP3-RGB input module accepts the following configurations:
 - Red, green, blue, horizontal sync, vertical sync
 - Red, green, blue, composite sync (on H/HV connector)
 - Red, green, blue, with sync on green signal

To achieve the best video quality on the VGA and RGB modules, use an alternating pixel pattern to fine tune the picture.



TP3-VGA
TPI/3 VGA INPUT CARD
FG5975-30

Connect VGA-type sources (common for PCs).

- One HD-15 input connector
- 500 mA power consumption
- The TP3-VGA input module accepts the following configurations:
 - Red, green, blue, horizontal sync, vertical sync
 - Red, green, blue, composite sync
 - Red, green, blue, with sync on green signal

MECHANICAL FEATURES

- Dimensions: 3.47" x 13.75" x 8.38" (8.81 cm x 34.93 cm x 21.29 cm)
- Weight: 4.85 lbs (2.20 kg)
- Enclosure: Metal with black matte finish

INCLUDED ACCESSORIES

- Two rack-mount ears and a package of rack screws
- One 4-pin AXLink connector
- One 2-pin PWR connector

OPTIONAL ACCESSORIES

- PSN6.5 power supply (12 VDC)
- Input module (TP3-VID, TP3-RGB, and TP3-VGA)

15" TOUCH MONITOR

Many control applications call for multi-media capabilities of the user interface devices. Connect the Platinum Series 15" Touch Monitor to a Touch Panel Interface 4 and experience one of the most popular, feature-intensive AMX system solutions available.



PTM-D15
Platinum Series
15" Multimedia Touch Monitor
FG5976-68

Our successful Platinum Series features the PTM-D15 15" Touch Monitor, which combines elegant style with a rich look and feel. Used in concert with the Touch Panel Interface 4, the 15" Touch Monitor delivers the ultimate in interactive multi-media capabilities, including video, high-resolution graphics, animated icons, integrated stereo speakers and more. This monitor has a wide 160° viewing angle and crisp color with incredible depth and contrast.

The 15" Touch Monitor is applicable to Table Top or Surface Mount installations. In either configuration, the monitor provides a comprehensive point of control for any application – corporate boardroom, training facility, university classroom or home.

Some of the most prominent features include:

- Receives a video signal through a DB-15 VGA connector
- Supports 14 of the most popular user-definable resolution standards
- Uses track wheels for +360° base swivel
- Contains built-in audio speakers
- Provides input/output of audio signals
- Provides USB upstream/downstream communication between the monitor and external USB devices (including the computer)

DISPLAY

Featuring a widely accepted screen size, the 15" Touch Monitor accommodates the most complex of control designs. Navigate on-screen graphics, monitor real-time video and manage networked computers directly from the enhanced touch-screen display. Lightning-fast response is literally right at your fingertips.

- Screen Size: 15" (38.10 cm) diagonal
- Pixel Format: 1024x768 vertical strip
- Pixel Pitch: 0.297 mm x 0.297 mm
- Brightness: 220 cd/m²
- Contrast Ratio: 300:1
- Tilt Angle: 30° from vertical
- Viewing Angle: 160°/160° (minimum)
- Color Depth: 18-bit (256K color)

ERGONOMICS

The 15" Touch Monitor is more than just a pretty face. The anti-glare screen minimizes eyestrain by eliminating 99 percent of ambient reflections. The touch screen overlay does not darken your carefully designed imagery – over 94 percent of the original brightness comes through. And the panel's sleek curves offer a comfortable grip when tilting and swiveling the panel to attain the best view possible.

INPUT SIGNAL

- Horizontal Frequency: 31kHz - 60kHz
- Vertical Frequency: 50Hz - 75 Hz
- Max. Pixel Clock: 80MHz

USER-ACCESSIBLE CONTROLS (REAR BUTTONS)

- Power Switch: Turns the display On and Off
- MENU Select Button: Activates the On-Screen Display (OSD) to allow user access of the configuration settings
- UP Button: Increases the speaker volume. When the OSD is active, this button moves the menu selection cursor clockwise to allow selection of menu items
- DOWN Button: Decreases the speaker volume. When the OSD is active, this button moves the menu selection cursor counter-clockwise to allow selection of menu items
- INCREASE Button: Increases the monitor's brightness. When the OSD is active, this button increases the selected item's value.
- DECREASE Button: Decreases the monitor's brightness. When the OSD is active, this button decreases the selected item's value.

REAR CONNECTORS

- VGA Analog Input: HD-15, 15-pin Mini D-Sub connector for VGA input
- 12 VDC external power supply (included)
- USB - 1 upstream port connects the monitor to the computer
- USB - 4 downstream ports connect the monitor to up to 4 external devices
- Audio: Line-in (Blue), Line-out (Green) use a 3.5 mm Mini-jack
- Touchscreen Interface 8-pin Mini-Din to DB-9 connector

TILT ANGLE/SWIVEL

- Tilt Angle: 30°
- Swivel: +360° from center

AUDIO

- Speakers: Internal (Left & Right) 30 mm x 70 mm
- Output Power: 1.5 W + 1.5W RMS

USB HUB

- Compatible with USB version 1.1
- 1 upstream port
- 4 downstream ports

POWER

- AC: 90 ~ 265V, 50 ~ 60 Hz
- Consumption: < 30 W (On), < 8 W (Stand-by), <5W (Off)

DIMENSION

- 16.56" x 16.17" x 7.09" (42.08 cm x 41.07 cm x 18.00 cm)

ENCLOSURE

- High-impact plastic with platinum matte finish bezel

WEIGHT

- 7.0 kg (15.43 lbs)

ENVIRONMENT

- Operating Temperature: 0° to 40° C
- Storage Temperature: -20° to 60° C
- Operating Humidity: 10% to 90%
- Storage Humidity: 5% to 95%

15" MULTIMEDIA TOUCH MONITOR SYSTEMS

It is our commitment to always go the extra mile for every AMX customer. A great example of our efforts is the 15" MultiMedia Touch Monitor Systems, which represent a complete package ready to meet the customer's multi-media needs – right out of the box, at a reasonable price!



VTM-D15/AS
MultiMedia Table Top System
FG5976-70

The VTM-D15/AS 15" MultiMedia Touch Monitor Systems come ready-to-install and ready-to-use, delivering comprehensive and responsive one-touch control features. An impressive blend of color graphics, sharp icons and seamless video, the dynamic MultiMedia Touch Monitor Systems employ a 15" Touch Monitor, a TPI/3 Touch Monitor Interface and a TP3 Video Card. Incorporate this system at business or home for unmatched multi-media control, a trademark of leading AMX technology.

PANEL SYSTEMS

- Flush Mount System (VTM-D15/ASB):
 - VTM-D15/AB (with support bracket), TPI/3, TP3-VID, and

VTM-WMB (Wall Mount Bracket)

- Table Top System (VTM-D15-AS):
 - VTM-D15/A (with support bracket), TPI/3, and TP3-VID

15" TOUCH MONITOR

- Mounts on any flat surface by using either the Table Top Support Bracket or Flush Mount Bracket
- Provides 14 of the most popular resolution standards, which are user-definable
- Receives a video signal through either a Composite or S-Video connector port on the AXB-TPI/3 and displays it as a VGA signal

DISPLAY FEATURES INCLUDE

- Screen Size: 15" (381 mm) diagonal
- Pixel Format: 1024x768 vertical strip
- Pixel Pitch: 0.297 mm x 0.297 mm
- Brightness: 250cd/m²
- Contrast Ratio: 300:1
- Viewing Angle: 160°/160° (minimum)
- Color Depth: 18-bit

INPUT SIGNAL

- Horizontal Frequency: 31kHz - 60kHz
- Vertical Frequency: 50Hz - 75 Hz
- Max. Pixel Clock: 80MHz

FRONT PANEL FEATURES

- Power Switch: Turns the display On and Off
- LED Indicator: Lights-up green when the display is turned On and lights-up orange when the display is in power save mode
- AUTO Button: Adjusts the picture position and performance automatically
- UP Button: Activates the On-Screen Display menu and moves the menu cursor clockwise to select menu items
- DOWN Button: Activates the On-Screen Display menu and moves the menu cursor counter-clockwise to select menu items
- INCREASE Button: Activates the On-Screen Display menu. Selects menu items and adjusts features (increases values)
- DECREASE Button: Activates the On-Screen Display menu. Selects menu items and adjusts features (decreases values)



Remote Controls

RECEIVERS AND TRANSMITTERS

PC PRESENTER SYSTEMS



PC Presenter LP
Laser Pointer Presenter System
 (no power supply)
FG833-315 315 MHz

Here's the ultimate PC presentation power tool. PC Presenter can act as a stand-alone system, offering wireless RF/IR mouse operation, keyboard control, onboard keyboard macro memory and optional laser pointer. It's also a full-fledged Access system wireless transmitter and receiver – so presenters can take control of the entire system as well as their PC.

TRANSMISSION

- RF – 418 MHz standard; others on request
- IR – Low-frequency (38 kHz)

INCLUDES

- AXR-MSE Wireless Mouse and Keyboard Controller
- TXC-MSL Wireless Mouse Transmitter with Laser Pointer
- Two PS2 cables

PC PRESENTER RECEIVERS



AXR-MSE
Mouse and Keyboard Interface
FG5508-315 315 MHz
FG5508-418 418 MHz
FG5508-433 433 MHz

Pass-through mouse and keyboard jacks allow both remote wireless and local wired operation. Keystroke sequences can be saved in internal memory, or sent and received through the Access system.

CONTROL PORTS

- Two female PS/2 connectors for mouse in and out
- Two female PS/2 connectors for keyboard in and out
- Input for optional IR Sensor (IRX-SM+ or IRX-DS+)

INCLUDES

- RF receiver for TXC-MS/MSL, other AMX RF transmitters
- One 4-pin AXLink and one 2-pin power connector

ENCLOSURE

- Metal with black matte finish

DIMENSIONS (HWD):

- 1.9" x 5.6" x 5.1" (47 mm x 143 mm x 130 mm)

WEIGHT:

- 12.4 oz (352 g)

PC PRESENTER TRANSMITTERS



TXC-MS
23-Button Transmitter (RF, 455 kHz IR)
FG5158-315 315 MHz RF, 455kHz IR
FG5158-418 418 MHz RF, 455kHz IR
FG5158-433 433 MHz RF, 455kHz IR

The dedicated MousePad delivers full mouse emulation, with real-time proportional pointing, left and right click, and Enter. In addition, 23 system buttons can activate macros or system commands.

BUTTONS

- One proportional mouse control pad
- Mouse Enter, left- and right-click buttons
- Trigger for mouse Enter
- 23 system control/keyboard macro buttons

TRANSMISSION (SELECT OPTION ABOVE)

- RF – 418 MHz standard; others on request
- IR – High-frequency (455 kHz)

INCLUDES (DOES NOT INCLUDE RECEIVER)

- Two AA alkaline batteries

DIMENSIONS (HWD):

- 6.5" x 2.0" x 1.6" (165 mm x 51 mm x 40 mm)

WEIGHT:

- 5 oz (142 g)



TXC-MSL
23-Button Laser Pointer (RF, 455 kHz IR)
FG5159-315 315 MHz RF, 455kHz IR
FG5159-418 418 MHz RF, 455kHz IR
FG5159-433 433 MHz RF, 455kHz IR

The dedicated MousePad delivers full mouse emulation, with real-time proportional pointing, left and right click, and Enter. In addition, 23 system buttons can activate macros or system commands.

BUTTONS

- One proportional mouse control pad
- Mouse Enter, left- and right-click buttons
- Trigger for laser pointer
- 23 system control/keyboard macro buttons

TRANSMISSION (SELECT OPTION ABOVE)

- RF – 418 MHz standard; others on request
- IR – High-frequency (455 kHz)

INCLUDES (DOES NOT INCLUDE RECEIVER)

- Two AA alkaline batteries
- Integral laser pointer

DIMENSIONS (HWD):

- 6.5" x 2.0" x 1.6" (165 mm x 51 mm x 40 mm)

WEIGHT:

- 5 oz (142 g)

TXC+ REMOTES

The TXC series of battery-operated, hand-held wireless transmitters features a microprocessor-based design for IR and RF transmission. Other radio frequencies are available on request. All offer switchable high-/low-frequency (455 kHz or 38 kHz) IR transmission. The TXC transmitters are available in 4- 16- and 32-pushbutton configurations with custom-engraved overlay and pushbutton layout, optional color text, color borders, and custom logo on panel overlay.



TXC4+

4-Button Transmitter (RF, 38/455 kHz IR)

FG5170-304 304 MHz RF, 38/455 kHz IR
FG5170-310 310 MHz RF, 38/455 kHz IR
FG5170-315 315 MHz RF, 38/455 kHz IR
FG5170-418 418 MHz RF, 38/455 kHz IR
FG5170-433 433 MHz RF, 38/455 kHz IR

The TXC4+ transmitter fits easily in the hand for convenient four-button wireless control.

PUSHBUTTONS

- Up to four pushbuttons

TRANSMISSION (SELECT OPTION ABOVE)

- RF – 418 MHz standard; others on request
- IR – Switchable high-/low-frequency (455 kHz or 38 kHz)

INCLUDES (DOES NOT INCLUDE RECEIVER)

- Two AAA alkaline batteries

ENCLOSURE:

- Molded black matte plastic

DIMENSIONS (HWD):

- 5.4" x 1.8" x 1.5" (137 mm x 46 mm x 37 mm)

WEIGHT:

- 3.1 oz (88 g)



TXC4L+

4-Button Transmitter (RF, 38/455 kHz IR)

FG5171-304 304 MHz RF, 38/455 kHz IR
FG5171-418 418 MHz RF, 38/455 kHz IR

The TXC4L+ transmitter fits easily in the hand for convenient four-button wireless control and includes a built-in laser pointer.

PUSHBUTTONS

- Up to four pushbuttons

TRANSMISSION (SELECT OPTION ABOVE)

- RF – 418 MHz standard; others on request
- IR – Switchable high-/low-frequency (455 kHz or 38 kHz)

INCLUDES (DOES NOT INCLUDE RECEIVER)

- Two AAA alkaline batteries

ENCLOSURE:

- Molded black matte plastic

DIMENSIONS (HWD):

- 5.4" x 1.8" x 1.5" (137 mm x 46 mm x 37 mm)

WEIGHT:

- 3.3 oz (94 g)



TXC16+

16-Button Transmitter (RF, 38/455 kHz IR)

FG144-304 304 MHz RF, 38/455 kHz IR
FG144-310 310 MHz RF, 38/455 kHz IR
FG144-315 315 MHz RF, 38/455 kHz IR
FG144-418 418 MHz RF, 38/455 kHz IR
FG144-433 433 MHz RF, 38/455 kHz IR

PUSHBUTTONS

- Up to 16 pushbuttons

TRANSMISSION (SELECT OPTION ABOVE)

- RF – 418 MHz standard; others on request
- IR – Low-frequency (38 kHz)

INCLUDES (DOES NOT INCLUDE RECEIVER)

- Two N-size, 1.5 V alkaline batteries
- Status LED to indicate signal transmission

ENCLOSURE:

- Molded black matte plastic

DIMENSIONS (HWD):

- 5.3" x 2.9" x 0.8" (134 mm x 77 mm x 19 mm)

WEIGHT:

- 4.1 oz (117 g)



TXC32+

32-Button Transmitter (RF, 38/455 kHz IR)

FG145-304 304 MHz RF, 38/455 kHz IR
FG145-310 310 MHz RF, 38/455 kHz IR
FG145-315 315 MHz RF, 38/455 kHz IR
FG145-418 418 MHz RF, 38/455 kHz IR
FG145-433 433 MHz RF, 38/455 kHz IR

PUSHBUTTONS

- 32 pushbuttons; up to 48 allowed

TRANSMISSION (SELECT OPTION ABOVE)

- RF – 418 MHz standard; others on request
- IR – Low-frequency (38 kHz)

INCLUDES (DOES NOT INCLUDE RECEIVER)

- Four N-size, 1.5 V alkaline batteries
- Status LED to indicate signal transmission

ENCLOSURE:

- Molded black matte plastic

DIMENSIONS (HWD):

- 5.3" x 6.3" x 0.8" (134 mm x 159 mm x 19 mm)

WEIGHT:

- 8.6 oz (246 g)

2-WAY WIRELESS RECEIVER



LIMITED AVAILABILITY

AXR-NWS
NetWave Server
(NetWave 2-way 2.4 GHz RF, AXLink)
FG5930-02

FEATURES

- Transmits and receives 2-way wireless commands
- Manages up to 16 ViewPoint or other NetWave wireless panels

RF FREQUENCY

- NetWave 2.4 GHz digital spread-spectrum RF, 500-foot range

WIRING

- 4-pin AXLink terminal

DIMENSIONS (HWD):

- 1.5" x 5.5" x 6.5" (38 mm x 140 mm x 165 mm)

WEIGHT:

- 1.4 lbs (0.6 kg)

POWER:

- 12 VDC, 100 mA

NWA-EXT

NetWave Server External Antenna (6-foot cable)
FG5930-10

1-WAY WIRELESS RF AND IR RECEIVERS



AXR-RF
RF Receiver (AXLink)

FG782-304	304 MHz
FG782-310	310 MHz
FG782-315	315 MHz
FG782-418	418 MHz
FG782-433	433 MHz

RF Reception: Super-heterodyne, must specify frequency

RANGE:

- 100-300' range, depending on transmitter

INCLUDES:

- Movable, hinged antenna to allow optimal placement

ENCLOSURE:

- Molded black matte plastic for free-standing use

DIMENSIONS (HWD):

- 1.5" x 5" x 5" (38 mm x 129 mm x 129 mm)

WEIGHT:

- 11.6 oz (330 g)



AXR-IRSM+
Swivel Mount IR Receiver (AXLink)
FG5454-01

IR RECEPTION: Switchable for high-/low-frequency IR (455 kHz or 38 kHz) sensing

INCLUDES: Screw slots for wall or ceiling mounting

ENCLOSURE: Off-white metal with swivel mount

DIMENSIONS (HWD): 2.0" x 3.3" x 2.6" (51 mm x 84 mm x 66 mm)

WEIGHT: 4.4 oz (125 g)



AXR-IR+
Wall Mount IR (Infrared) Receiver
FG456-10 **White**
FG456-11 **Black**

The AXD-IR+ IR receiver works with AMX IR-format 38 or 455 kHz wireless transmitters. The AXD-IR+ is a remote infrared receiver used with AMX Access Central

Controllers and operates via the AXLink bus to remotely control AXLink devices. This IR receiver is in a UniMount wall panel that fits into most US-style single-gang enclosures.

IR RECEPTION: Switchable for high-/low-frequency IR (455 kHz or 38 kHz) sensing

ENCLOSURE: Single-gang snap-in Decora-style faceplate (white or black) Molded plastic, fits most US-style single-gang boxes

DIMENSIONS (HWD): 4.68" x 2.93" x 1.14" (118.7 mm x 74.4 mm x 29 mm)

WEIGHT: 7.8 oz (218 g)



IRX-DM+
Decor IR Sensor
FG458-10 **White**
FG458-11 **Black**

IR RECEPTION: Switchable for high-/low-frequency IR (455 kHz or 38 kHz) sensing

ENCLOSURE: Single-gang snap-in Decora-style faceplate (white or black)

MOLDED PLASTIC: Fits most US-style single-gang boxes

DIMENSIONS (HWD): 4.7" x 2.9" x 1.4" (119 mm x 75 mm x 37 mm)

WEIGHT: 4.1 oz (116 g)



IRX-SM+
Swivel Mount IR Sensor
FG455-01

IR RECEPTION: Switchable for high-/low-frequency IR (455 kHz or 38 kHz) sensing

INCLUDES: Screw slots for wall or ceiling mounting

ENCLOSURE: Off-white metal with swivel mount

DIMENSIONS (HWD): 2.0" x 3.3" x 2.6" (51 mm x 84 mm x 66 mm)

WEIGHT: 4.4 oz (125 g)



Keypads

KEYPADS

DMS KEYPADS



PLK-DMS
Direct Menu Select Keypad
FG2405-01 **White**
FG2405-02 **Black**
FG2405-03 **Ivory**
FG2405-04 **Almond**

Displays multiple pages of menus under program control offering new control options, lists of CD titles, time, date, temperature and other applications.

FEATURES

- Scrolls through lists from two up and down arrow buttons
- Selects menu options from six buttons alongside the menu
- Accesses lighting on/off, dimming and other programmable functions from the large LED button
- Provides audio to intercom from internal condenser microphone (requires a discrete home-run cable per panel and additional audio components)
- Includes built-in temperature sensor
- Links to Landmark and Netlinx systems over PHASTLink data bus

MENU TEXT

- Large (approx. 10 characters, 6 lines)
- Small (approx. 15 characters, 12 lines)

WIRING:

- Two RJ-45 PHASTLink ports

FACEPLATE DIMENSIONS (HWD):

- 4.5" x 3.44" x 0.31"
 (65 mm x 88 mm x 8 mm)

BACK BOX DIMENSIONS (HWD):

- 2.56" x 2.0" x 1.5"
 (65 mm x 51 mm x 38 mm)

WEIGHT:

- 4.6 oz (130 g)

POWER:

- 150 mA, Supplied by PHASTLink

COLORS:

- Black, White and Ivory



PLK-DIAG
Landmark DMS Diagnostic Keypad
FG2405-20

SB KEYPADS



PLK-SB
1- and 2-Button Flush Mount Keypad
FG2406-10 **White Decora style**
FG2406-11 **Black Decora style**
FG2406-12 **Ivory Decora style**

SIMPLE SOLUTION

Some areas of the home and office require just a simple touch of control. The PLK-SB Keypad from AMX provides a convenient, versatile, cost-effective option for achieving effortless control of virtually anything through an AMX Control System. AMX Keypads are ideal for basic control features, offering the end user a simple-to-understand control and automation solution.

SYSTEM READY

Fully interactive with the AMX Control System, the PLK-SB Keypad communicates over the ICSNet and PHASTLink control networks. The NetLinX module required for ICSNet use is available for download from www.amx.com. The keypad networks with connected devices to deliver instant control of lights, automated window treatments, thermostats, audio/video components, intercoms and more. Programmed presets and macros can be incorporated for added luxury of home and efficiency in the office. (Downloadable NetLinX Module required / Landmark ready)

FEATURES

- Interacts with AMX systems, launching automated response from button press and release, with LED on/off feedback
- Can be used as 1-Button or 2-Button style — all plastics included for on-site configuration
- Each button contains a programmable LED that may be used to indicate on or off state
- Decora-style form factor
- Uses standard Decora-style face plates (not included)
- Available in white, black or ivory
- Connects to AMX Control Systems over ICSNet/PHASTLink interface

WIRING

- Two (2) RJ-45 ICSNet ports

POWER:

- 30 mA

DIMENSIONS (HWD):

- 4.23" x 1.67" x 0.85" (10.74 mm x 4.24 mm x 2.15 mm)

WEIGHT:

- 0.15 oz (7 g)

WIRED KEYPADS



AXD-MSP8

Softwire 8-Button Keypad

FG790-08 **White**

FG790-09 **Black**

FG790-12 **Ivory**

The AXD-MSP8 Softwire 8-Button Keypad is a microprocessor-controlled pushbutton panel that fits into standard-gang wallplate enclosures. The AXM-MSP8 mounts in a standard 19" (482.6 mm) equipment rack and can be programmed to control a wide variety of equipment connected to an Axxess system. Mini Software Panel (MSP) pushbuttons perform specific operations according to the Axxess software and control cards in the control system. The MSPs include a custom engraved overlay and pushbutton configuration to optimize usability. The number of pushbuttons varies depending on the number of operations the panel must perform.

PUSHBUTTONS: Up to eight gray pushbuttons with LED feedback

BARGRAPHS: One horizontal 8-segment LED bargraph

ENCLOSURE: Single-gang snap-in Decora-style faceplate (white, ivory, or black) Fits most US-style single-gang boxes

DIMENSIONS (HWD): 4.68" x 2.93" x 1.7"
(118.9 mm x 74.4 mm x 44 mm)

WEIGHT: 3.17 oz (89.8 g)



AXD-MSP32

Softwire 32-Button Keypad

FG790-32 **White**

FG790-33 **Black**

FG790-34 **Ivory**

The AXD-MSP32 Softwire 32-Button Keypad is a microprocessor-controlled pushbutton panel that fits into standard three-gang wallplate enclosures. The AXM-MSP32 mounts in a standard 19" (482.6 mm) equipment rack and can be programmed to control a wide variety of equipment connected to an Axxess system. Mini Software Panel (MSP) pushbuttons perform specific operations according to the Axxess software and control cards in the control system. The MSPs include a custom engraved overlay and pushbutton configuration to optimize usability. The number of pushbuttons varies depending on the number of operations the panel must perform.

PUSHBUTTONS: Up to 32 gray pushbuttons with LED feedback

BARGRAPHS: Three horizontal eight-segment LED bargraphs

ENCLOSURE: Three-gang snap-in Decora-style faceplate (white, ivory, or black) Fits most US-style three-gang boxes

DIMENSIONS (HWD): 4.68" x 6.56" x 1.7"
(118.9 mm x 166.6 mm x 44 mm)

WEIGHT: 6.00 oz (170 g)



AXD-MSP16

Softwire 16-Button Keypad

FG790-16 **White**

FG790-17 **Black**

FG790-22 **Ivory**

The AXD-MSP16 Softwire 16-Button Keypad is a microprocessor-controlled pushbutton panel that fits into standard two-gang wallplate enclosures. Mini Software Panel (MSP) Pushbuttons perform specific operations according to the Axxess software and control cards in the control system. The MSPs include a custom engraved overlay and pushbutton configuration to optimize usability. The number of pushbuttons varies depending on the number of operations the panel must perform.

PUSHBUTTONS: Up to 16 pushbuttons with LED feedback

BARGRAPHS: Two horizontal eight-segment LED bargraphs

ENCLOSURE: Two-gang snap-in Decora-style faceplate (white, ivory, or black) Fits most US-style two-gang boxes

DIMENSIONS (HWD): 4.68" x 4.75" x 1.7"
(118.9 mm x 120.5 mm x 44 mm)

WEIGHT: 4.58 oz (129.8 g)

WIRED KEYPADS



PLK-MSP8

Decor 8-Button Mini-Softwire Panel

PFG790-08 *White Decora style
(1 bargraph, 1 gang)*

PFG790-09 *Black Decora style
(1 bargraph, 1 gang)*

PFG790-10 *Ivory Decora style
(1 bargraph, 1 gang)*

FEATURES

- Provides up to eight control buttons with LED feedback and one 8-segment LED bargraph display.
- Mounts into most US-style single-gang wall boxes
- Connects to ICSNet or PHASTLink control network

INCLUDES

- Custom engraving
- Button layout
- Overlay

WIRING

- Two RJ-45 PHASTLink ports

POWER:

- 47 mA, supplied by PHASTLink

DIMENSIONS (HWD):

- 4.7" x 2.9" x 1.55" (119 mm x 74 mm x 46 mm)

WEIGHT:

- 3 oz (90 g)



PLK-MSP32

*Decor 32-Button Mini-Softwire Panel
(3 bargraphs, 3 gang)*

PFG790-32 *White Decora style
(3 bargraph, 3 gang)*

PFG790-33 *Black Decora style
(3 bargraph, 3 gang)*

PFG790-34 *Ivory Decora style
(3 bargraph, 3 gang)*

FEATURES

- Provides up to 32 control buttons with LED feedback and three 8-segment LED bargraph displays
- Mounts into most US-style three-gang wall boxes
- Connects to ICSNet or PHASTLink control network

INCLUDES

- Custom engraving
- Button layout
- Overlay

WIRING

- Two RJ-45 PHASTLink ports

POWER:

- 130 mA, supplied by PHASTLink

DIMENSIONS (HWD):

- 4.7" x 6.6" x 1.55" (119 mm x 170 mm x 46 mm)

WEIGHT:

- 6 oz (170 g)



PLK-MSP16

*Decor 16-Button
Mini-Softwire Panel*

PFG790-16 *White Decora style
(2 bargraph, 2 gang)*

PFG790-17 *Black Decora style
(2 bargraph, 2 gang)*

PFG790-18 *Ivory Decora style
(2 bargraph, 2 gang)*

FEATURES

- Provides up to 16 control buttons with LED feedback and two 8-segment LED bargraph displays
- Mounts into most US-style two-gang wall boxes
- Connects to ICSNet or PHASTLink control network

INCLUDES

- Custom engraving
- Button layout
- Overlay

WIRING

- Two RJ-45 PHASTLink ports

POWER:

- 85 mA, supplied by PHASTLink

DIMENSIONS (HWD):

- 4.7" x 4.8" x 1.55" (119 mm x 121 mm x 46 mm)

WEIGHT:

- 5 oz (130 g)

WIRED PANELS



AXM-MSP 32
Rack-Mount Mini-Softwire Panel
FG514

PUSHBUTTONS:

- Up to 32 pushbuttons (white, black, or gray) with LED feedback

BARGRAPHS:

- Three vertical 8-segment LED bargraphs

ENCLOSURE:

- 19.0" rack-mount; metal with black matte finish; two rack units high

DIMENSIONS (HWD):

- 3.5" x 19.0" x 1.0" (89 mm x 483 mm x 25 mm)

WEIGHT:

- 1 lb (473 g)



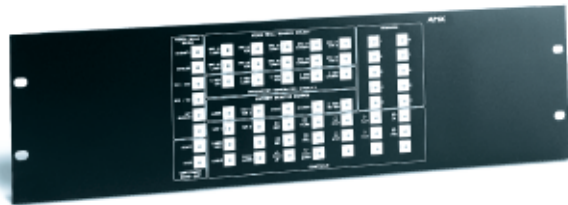
AXU-SP+
UniMount Softwire Panel
FG772-10

ENCLOSURE: UniMount; metal with white or black matte finish

DIMENSIONS (HWD): 5.3" x 9.7" x 1.1" (134 mm x 245 mm x 28 mm)

WEIGHT: 32.6 oz (928 g)

OPTIONS: BB-SP+ Back Box



AXM-SP+
Rack-Mount Softwire Panel
FG772-30

ENCLOSURE:

- 19.0" rack-mount; metal with black matte finish; three rack units high

DIMENSIONS (HWD):

- 5.2" x 19.0" x 1.1" (132 mm x 483 mm x 28 mm)

WEIGHT:

- 32.6 oz (928 g)

CB-SP+

Conduit Box for AXU-SP+
FG018-04

MINI-LCD PANELS



AXP-MLCD
Mini-LCD Panel
FG792

DISPLAY: Backlit 2-line 16-character per line LCD readout

PUSHBUTTONS: Matrix of 20 pushbuttons under Lexan faceplate

ENCLOSURE: Molded black matte plastic

DIMENSIONS (HWD): 5.6" x 3.5" x 0.8" (142 mm x 89 mm x 20 mm)

WEIGHT: 9 oz (255 g)



AXU-MLCD
UniMini-LCD Panel
FG792-01

DISPLAY: Backlit 2-line 16-character per line LCD readout

PUSHBUTTONS: Matrix of 20 pushbuttons under Lexan faceplate

ENCLOSURE: UniMount; metal with white or black matte finish

DIMENSIONS (HWD): 6.8" x 5.0" x 2.3" (173 mm x 127 mm x 58 mm)


WEIGHT: 14.7 oz (418 g)

OPTIONS: CB-MLCD Back Box



AXU-MLCD
Conduit Box for AXU-MLCD
FG792-02

CUSTOM PANEL INTERFACES



NXP-CPI16
NetLinX Custom Panel Interface
FG410

The NXP-CPI16 NetLinX Custom Panel Interface is a versatile device, useful for both custom panel and contact-closure applications. It will directly interface with AMX Touch Panels and components designed for integration with Axxess Control Systems. Two 20-pin headers provide ribbon cable wiring or direct-connect insertion to circuit boards – one provides inputs for up to 16 closures and the other drives feedback outputs for LEDs. Under software control, the LED outputs can act as drivers to 8-segment bargraphs or operate as discrete outputs for feedback.

In addition, the NXC-CPI16 also provides two quadrature inputs to control variable levels such as volume or lights. Able to read digital signals from mechanical or optical rotary encoders, the response can be adjusted under software control.

FEATURES:

- Integrates custom panels with 16 closure inputs and 16 LED outputs, pin-for-pin compatible with panels designed for AXN-CPI16
- Operates as low-cost closure
- Acts as driver for up to two 8-segment LED bargraphs, each bargraph uses eight of the 16 LED outputs
- Allows precision digital control of up to two levels from quadrature inputs
- Accepts mechanical or optical rotary encoders
- Offers programmable level response, provides software-driven performance adjustment, and switchable coarse/fine level control

INPUT CONNECTORS

- Indicator power: Two-pin 3.5 mm captive wire
- I/O Headers: Two 20-pin headers, 8 I/O channels each (16 closure inputs activated with GND or TTL Low (< 0.8 V)). Open collector outputs (0-28 VDC). Inputs are sampled approximately every 10 msec.
- Rotary Encoder inputs: Two quadrature inputs on a 2x3 header (6-pin), two encoder inputs (4-pin) with a +5 V supply pin (supplying up to 100 mA) and a GND pin

ICSNET

- Two RJ-45 connectors for ICSNet connection

ID BUTTON

- Generates an event from the AXN-CPI16 to allow you to assign new device numbers using the ID mode in NetLinX Studio Software

LED

- ICSP status indicator (green)

OPEN COLLECTOR OUTPUTS

- 16-open collector outputs, acting as a switch to ground, up to 100 mA. Outputs can be connected to voltages ranging between 0 and + 28 V. Each output is updated every 10 msec

DIMENSIONS (HWD):

- 2.75" x 1.85" x 1.40" (6.99 cm x 4.70 cm x 3.56 cm)

WEIGHT:

- 8.10 oz. (229.63 g)



AXP-AI8
Analog 8-Input Board
FG783

APPLICATION:

- PC board receives joystick or potentiometer control commands

CONTROL PORTS:

- Eight analog inputs, 10-bit resolution, resistance (5K-100K) or DC (0-5 V)

INCLUDES: Reference potentiometers, 20-pin ribbon cable, 6.0' (1.8 m)

DIMENSIONS (HWD): 3.5" x 2.8" x 0.9" (89 mm x 69 mm x 23 mm)

WEIGHT: 4.2 oz (118 g), including ribbon cable



AXP-CPI
Custom Panel Interface
FG5775-01

APPLICATION:

- Large custom panel, up to 64 pushbuttons; incandescent switch lamps

CONTROL PORTS:


- 64 polled lamp LED/switch points; two commons for lamp, LED, and switch Drivers for four bargraphs

INCLUDES: Adjustable lamp glow level, 64-pin ribbon cable, 6.0' (1.8 m)

ENCLOSURE: Molded black matte plastic for free-standing use

DIMENSIONS (HWD): 1.5" x 5.0" x 5.3" (38 mm x 127 mm x 133 mm)

WEIGHT: 18 oz (510 g), including ribbon cable



AXP-CPI16
Custom Panel Interface Board
FG5780-10

APPLICATION:

- PC board for small custom panel, relay and input interface

CONTROL PORTS:


- 16 switch inputs, 16 outputs, switch to ground; 100 mA each for lamps, LEDs, or relays

INCLUDES: Two 20-pin headers, two 20-pin ribbon cables, 6.0' (1.8 m)

DIMENSIONS (HWD): 1.8" x 2.8" x 0.9" (46 mm x 69 mm x 23 mm)

WEIGHT: 2.9 oz (82 g), including ribbon cable

CUSTOM PANEL INTERFACES



AXP-CPIL
LED Custom Panel Interface Board
FG778

APPLICATION:

- PC board for large LED lamped panels

CONTROL PORTS:

- One 8x8 switch/LED matrix and drivers for two bargraphs

INCLUDES:

- 34-pin header and 34-pin ribbon cable, 6.0' (1.8 m)

DIMENSIONS (HWD):

- 3.5" x 3.1" x 0.9" (89 mm x 69 mm x 23 mm)

WEIGHT:

- 4.2 oz (118 g), including ribbon cable



WPDR
SPDT Rocker Switch
FG5620-20 **White**
FG5620-21 **Black**
FG5620-22 **Ivory**



WPD8
8-Button Flush Mount Keypad
FG620-10 **White**
FG620-11 **Black**
FG620-12 **Ivory**

The WPD8 is designed to control Radia Lighting dimmers, UPC20 power controllers, or any device requiring low-current momentary contact closure control.

PUSHBUTTONS:

- Up to eight pushbuttons

CONTROL OUTPUTS:

- Eight individual contact closures and LED connectors

INCLUDES:

- Overlay engraving

ENCLOSURE:

- Single-gang snap-in Decora-style faceplate (white, black, or ivory)
Fits most US-style single-gang boxes

DIMENSIONS (HWD):

- 4.7" x 2.9" x 1.0" (119 mm x 74 mm x 25 mm)

WEIGHT:

- 3.2 oz (90 g)



NetLinx Controllers

NETLINX

NETLINX INTEGRATED CONTROLLERS

AMX offers an innovative family of control products called the NI Series, combining the proven technology of the NetLinX Integrated Controller with the NetLinX ME260 Master Card into a single integrated control system. No other system compares to NetLinX, which simultaneously communicates over the AXLink databus, high-speed ICSNet control network, long distance ICSHub system link, Ethernet-driven computer networks and the TCIP/IP world of the Internet. NetLinX talks numerous networking languages for literally endless control possibilities. To extend control even farther and customize as needed, take advantage of the innovative modular design. Simply connect several NetLinX Integrated Controllers by securing the appropriate NetLinX Hub Cards in each Processor Card slot.

AMX provides the simplicity, flexibility and cost-effective benefits of ordering and installing a single unit. Three product configurations are available: NI-2000, NI-3000 and NI-4000. Each is designed to deliver a competitively priced control solution for commercial and residential applications of any scale.



NI-2000
NetLinX Integrated Controller
FG2105-01

Single Room Needs – The NI-2000 satisfies the control and automation features common in a single room, which may include the integration of a limited number of VCR and DVD players, projectors, lighting, thermostats and other electronic equipment.

For these more conservative business and home applications, the NI-2000 includes just the right “mix” of compatible control formats:

- 4 – IR ports
- 4 – I/O
- 4 – Relays
- 3 – RS-232 / RS-422 / RS-485 Serial ports
- 3 – Communication Networks: ICSNet, AXLink and Ethernet (TCP/IP)

STANDARD FEATURES:

- Powerful built-in multiport control
- An easy-to-understand control architecture
- Ultra-fast processing
- Intelligent and reliable networking
- Robust 32MB of memory, plus expandable 32MB Compact Flash
- 700 mA @ 12 VDC

ENCLOSURE:

- Metal with black matte finish

DIMENSIONS:

- 3.47" x 17" x 3.47" (8.81 cm x 43.18 cm x 8.81 cm)

WEIGHT:

- 4.50 lbs. (2.04 kg)



NI-3000
NetLinX Integrated Controller
FG2105-02

Larger, Multiple Rooms – The NI-3000 is geared to satisfy the more advanced control and automation requirements within a larger area or multiple rooms. This solution is engineered with twice as many ports and relays as the NI-2000, offering a greater level of built-in control and automation functionality.

The NI-3000 integrates a larger number of electronics such as VCR and DVD players, projectors, projection screens, lights and other connected systems. In technology-driven environments, this solution allows for the future addition of more devices and control capabilities.

When growing businesses and homes demand future automation enhancements, the NI-3000 comes with just the right “mix” of compatible control formats:

- 8 – IR ports
- 8 – I/O
- 8 – Relays
- 7 – RS-232 / RS-422 / RS-485 Serial ports
- 3 – Communication Networks: ICSNet, AXLink and Ethernet (TCP/IP)

STANDARD FEATURES:

- Powerful built-in multiport control
- An easy-to-understand control architecture
- Ultra-fast processing
- Intelligent and reliable networking
- Robust 32MB of memory, plus expandable 32MB Compact Flash
- 900 mA @ 12 VDC

ENCLOSURE:

- Metal with black matte finish

DIMENSIONS:

- 3.47" x 17" x 3.47" (8.81 cm x 43.18 cm x 8.81 cm)

WEIGHT:

- 4.55 lbs. (2.06 kg) FG2105-02

NETLIX INTEGRATED CONTROLLERS



NI-4000
NetLinx Integrated Controller
FG2105

Superior Functionality – The NI-4000 is geared to meet the high-end control and automation requirements within the most sophisticated and complex commercial and residential installations. This solution is engineered with the same number of ports and relays as the NI-3000, plus four NetLinx Control Card slots in order to achieve a superior level of built-in control and automation functionality.

The NI-4000 integrates the largest amount of electronics such as VCR and DVD players, projectors, projection screens, lights, HVAC systems, security cameras and more. In technology intensive environments, this solution can be used to anticipate the future addition of devices and control capabilities.

For businesses experiencing rapid growth and homes looking for greater flexibility and customization, the NI-4000 includes the perfect "mix" of compatible control formats:

- 8 – IR ports
- 8 – I/O
- 8 – Relays
- 7 – RS-232 / RS-422 / RS-485 Serial ports
- 3 – Communication Networks: ICSNet, AXLink and Ethernet (TCP/IP)
- 4 – NetLinx Control Card Expansion slots that support all NXC control cards

STANDARD FEATURES

- Powerful built-in multiport control
- An easy-to-understand control architecture
- Ultra-fast processing. Intelligent and reliable networking
- Robust 32MB of memory, plus expandable 32MB Compact Flash
- 900 mA @ 12 VDC

ENCLOSURE:

- Metal with black matte finish

DIMENSIONS:

- 5.21" x 17" x 9.31" (13.23 cm x 43.18 cm x 23.65 cm)

WEIGHT:

- 9.15 lbs. (4.15 kg)



NXI
NetLinx Integrated Controller
(Controller only)
FG2101

Boasting a sleek modular design and compact size, the AMX NetLinx Integrated Controller packs extremely powerful control and effectively manages extensive networking capabilities. Take instant command over any piece of integrated equipment – from projectors and window treatments to security, lighting and even the personal computer – with a full array of RS-232/422/485 ports, IR/Serial ports, Input/Output channels and relays.

Provides versatile, multiport control:

- Six data ports for RS-232/422/485 control, with XON/XOFF and CTS/RTS, 300-230,4000 baud
- Eight IR/Serial ports for control of up to 1.14 MHz carrier frequency
- Eight I/O channels for closure, 0-5 VDC voltage sensing, or interactive power sensing for IR ports
- 12 relays

OTHER FEATURES:

- Accepts the NXC-ME260 NetLinx Master and NetLinx Hub Processor cards
- Supports graphical setup, status, and testing from NetLinx Studio software
- 1.09 mA @ 12 VDC

ENCLOSURE:

- Metal with black matte finish

DIMENSIONS (HWD):

- 1.72" x 17.00" x 8.81" - 1 Rack Unit
(4.37 cm x 43.18 cm x 22.37 cm)

WEIGHT (WITHOUT PROCESSOR):

- 4.0 lbs (1.8 kg)

NETLIX MASTER CARD, CARDFRAME AND MODULES



NXC-ME260
NetLinx Master260 Card, Ethernet
FG2010-60

The NXC-ME260 NetLinx Master260 Card installs into the NetLinx CardFrame, Integrated Controller and Modules.

FEATURES

- 257 MIPS Motorola ColdFire® microprocessor
- 16MB Compact Flash memory, 16MB SDRAM, 1MB NVRAM memory
- Accepts CF and CF II memory, presently upgradeable to 1GB (IBM Microdrive) and beyond as CF technology allows
- 750 mA @ 12 VDC

SECURITY

- NT-style safeguards, delivering superior network-standard security, accepted and understood by IT departments everywhere
- Access to ports, files and functions assignable to Administrator, Users and Groups
- Does not require secondary firewall for network security

REAR PANEL

- PWR: 2-pin 12 VDC power terminal
- AXLink LED: Green LED status
- AXLink: 4-pin terminal data/power bus
- Expansion Out: RJ-11 port to AXB-SPE Server Port Expander for AXLink distribution
- Program: 5-pin terminal, electronically identical to front-panel Program RS-232 port
- ICSNet: Two RJ-45 jacks for ICSNet data and power, green LED flashes when receiving data, 12 VDC (500 max each port)
- ICSHub: In and Out RJ-45 jacks for ICSHub data, yellow LED flashes when receiving data
- Ethernet: RJ-45 jack for 10/100baseT network connection
- A LED: Yellow Activity LED blinks when receiving Ethernet data packets
- L LED: Green Link LED blinks when receiving Ethernet data packets
- Speed LED: Green LED lights when transmitting at 100 Mbps, off when operating at 10 Mbps
- FD LED: Green Full Duplex LED lights in duplex mode, off when running in half-duplex mode

FRONT PANEL

- Program: DB-9 (male) RS-232 connector
- Status LED: Green LED for programming and communication status
- Output LED: Red LED blinks when Master sends data
- Input LED: Yellow LED blinks when Master receives data
- Program DIP Switch: Behind faceplate, sets data parameters

DIMENSIONS:

- 1.5" x 5.0" x 8.8" (45 mm x 127 mm x 224 mm)



NXF
NetLinx CardFrame (CardFrame Only)
FG2001

With an extremely easy-to-use and easy-to-understand modular design, the NXF NetLinx CardFrame delivers a plethora of control features for any installation. Built with flexibility and custom control in mind, the CardFrame is capable of creating a multitude of networking possibilities.

Take control of any connected device by simply inserting as many as 12 NetLinx Control Cards into the front-access slots of the CardFrame. Feel free to exchange and replace cards – without disturbing control wiring in the back of the unit. It's seamless and efficient.

FRONT PANEL COMPONENTS:

- Master/Hub Card slot Houses the Master or Hub Card
- Control Card slots: 12 card slots for the NetLinx Control Cards that control devices connected to the CardFrame

REAR PANEL COMPONENTS:

- Control Card connectors (1-12) 20-pin black (male) connectors that connect the optional Control Cards and external equipment to the CardFrame
- +12 VDC PWR 2-pin green (male) connector for connecting a 12 VDC power supply
- CardFrame can be powered via the Master Card (default) or by an external power supply connected to the CardFrame's PWR connector
- 8-position DIP switch address range is 1-3072 CardFrame Number DIP switch Sets the starting address for the Control Cards in the CardFrame

ENCLOSURE:

- Metal with black matte finish.

DIMENSIONS (HWD):

- 3.5" x 17.0" x 9.6" (8.89 cm x 43.18 cm x 24.38 cm)

WEIGHT:

- 9.1 lbs (4.1 kg)

OPTIONAL ACCESSORIES

NETLIX HUB CARDS

- NXC-NH ICSNet Hub Card
- NXC-HS ICSHub Server Card
- NXC-HE ICSHub Expander Card

NETLIX CONTROL CARDS

- NXC-COM2 Dual COM Port Control Card
- NXC-I/O10 Input/Output Control Card
- NXC-IRS4 4-Port IR/S Control Card
- NXC-REL10 Relay Control Card
- NXC-VA14 Analog Voltage Control Card
- NXC-VOL4 Volume Control Card

NETLIX MASTER CARD, CARDFRAME AND MODULES



NXF-MINI
NetLinx Mini-CardFrame
(CardFrame Only)
FG2104

The NXF-MINI NetLinx Mini-CardFrame extends the control capabilities of the AMX NetLinx Control System to a remote area or location. Compatible with the ME260 Master Card, NI-2000, NI-3000 and NI-4000 NetLinx Controllers, the Mini-CardFrame allows the installer to add as many as four NetLinx device-specific control cards for expanding control and automation features.

Available NetLinx Control Cards include:

- 4 – Port IR/Serial
- 2 – Port RS-232/422/485
- 10 – Channel Relay
- 10 – Channel Input/Output
- 4 – Channel Voltage Output/Analog Input
- 4 – Channel Volume

FEATURES

- 25 mA @ 12 VDC

FRONT PANEL

- 1–4: Shows LED status indicators from optional NXC control cards

REAR PANEL

- Slots 1–4: 20-pin control card connectors
- Device: 8-position DIP switch sets the starting address for the Control Cards in the Mini-CardFrame
- ICSNet: One RJ45 connector for ICSNet interface
- PWR: 2-pin jack for +12 VDC power input

ENCLOSURE:

- Metal with black matte finish

MOUNTING OPTIONS:

- Rack, wall, or shelf mount

DIMENSIONS (HWD):

- 1.75"x17.0"x9.56" (4.45 cm x 43.18 cm x 24.28 cm)
(width does not include mounting ears)

WEIGHT:

- 6.2 lbs (2.8 kg)

NETLINX CONTROL CARDS

NetLinx Control Cards serve as flexible, modular building blocks for creating advanced control applications. Up to 12 Control Cards can be inserted into the NXF NetLinx CardFrame's front-access control slots or supplied in an NXS-NMS NetModule Shell enclosure for stand-alone operation.

NetLinx Control Cards can meet a wide variety of control needs, including multi-port RS-232/422/485, IR/Serial, Input/Output, Relay, Voltage, and Volume control. Every NetLinx Control Card includes a full array of LED status indicators at the front, easily viewable from the NetLinx enclosure's translucent cover. Whether in a CardFrame or NetModule Shell, NetLinx Control Cards operate directly on the high-speed ICSNet data bus.



NXC-I/O10
Input/Output Card, 10 Channels
FG2021

The NXC-I/O10 Input/Output Card provides 10 Input/Output channels and LED feedback. It acts as a logic-level input and responds to switch closures or voltage level (high/ low) changes.

FEATURES

- Provides 10 Input/Output control channels and front-panel feedback
- Acts as logic-level switch or input, senses high and low voltage states in voltage mode

OPERATION

- I/O 1-10: 10 I/O channels

STATUS 1-10: ONE LED FOR EACH CHANNEL

- Yellow LED for on status
- Green ICSP status LED

WIRING:

- 3.5 mm captive-screw terminals



NXC-VAI4
Voltage Output/Analog Input Card,
FG2025

The NXC-VAI4 Analog Voltage Card provides four independent analog-to-digital inputs and four independent digital-to-analog outputs, which are controllable over the ICSP network. Each port can be configured for a variety of DC input and output signals.

FEATURES

- Inputs: Four high-impedance analog DC inputs
- Outputs: Four analog DC outputs (user-configurable)
- D/A, A/D conversion: A/D and D/A converters for analog sampling and control 8- or 10-bit; user selectable
- Available input voltages: 0 V to +12 V
- Available output voltages: -12 V to +12 V
- The output voltage may be software-configured for any minimum and maximum levels between -12 and +12 VDC
- Maximum output current = 60 mA.
- Over-voltage protection to +28 VDC

External reference: A user supplied external reference voltage can be used to set the maximum voltage range for the D/A outputs. The full analog output range is scaled to fit the maximum range set by the external reference.

Output voltage may be set to any level between 0-12 VDC, referenced to the external reference voltage input and NXC-VAI4 power supply GND.

EXTERNAL REFERENCE INPUT: (EREF - ONE FOR EACH OUTPUT)

- Maximum external reference input voltage = +12 VDC
- Over-voltage protection to +28 VDC

INTERNAL REFERENCE OUTPUT: (IREF)

- +5 V reference output, maximum current = 60 mA
- This output is intended to drive a ground-referenced load

NETLIX CONTROL CARDS



NXC-VOL4
Volume Card, 4 Channels
FG2024

The NXC-VOL4 Volume Card provides four discrete volume control channels with LED feedback. The volume control channels can be programmed for mono or stereo operation, and balanced or unbalanced audio connections. It supports programmable audio levels, audio mute, variable ramp speeds and preset levels. Use the on-board jumpers to set the gain/attenuation (Unity, Pro level (+4dBu) to Consumer level (-10dBu) conversion, or Consumer level to Pro level on each channel).

FEATURES

- Provides four line-level audio volume channels and front-panel feedback
- Operates for balanced and unbalanced applications

OPERATION

- Volume 1-4: 4 volume channels

STATUS 1-4: THREE LEDS FOR EACH CHANNEL

- Yellow LED for level up
- Yellow LED for level down
- Red LED for level mute
- Green ICSP status LED

JUMPERS 1-4

- Input -10dBm/+4 dBm
- Output -10dBm/+4 dBm

WIRING:

- 3.5mm captive-screw terminals

AUDIO SPECIFICATIONS

- Frequency response of 15 Hz-25 KHz
- THD less than .005 at nominal output level
- IMD less than .01 at nominal output level
- S/N ration greater than 100 dB (IHF A)
- Cross talk less than 80 dB
- Logarithmic attenuation range of 95 dB



NXC-COM2
Dual COM Port Card, 2 RS-232/422/485
FG2022

The NXC-COM2 Dual COM Port Card provides two RS-232, RS-422, or RS-485 control ports and LED feedback for remote sources connected to the NXF NetLinx CardFrame, NI-4000 or NXS-NMS NetModule Shell.

FEATURES

- Provides two RS-232/422/485 data control ports and front-panel feedback

OPERATION

- Data 1-2: two RS-232/422/485 control ports, supports, XON/XOFF, CTS/RTS, 300–115,200 baud

STATUS: TWO LEDS FOR EACH CHANNEL

- Red LED for data TX, RTS
- Yellow LED for data RX, CTS
- Green ICSP status LED

WIRING:

- 3.5mm captive-screw terminals



NXC-REL10
Relay Card, 10 Channels
FG2020

The NXC-REL10 Relay Card provides 10 relays to support devices that employ simple momentary or latching contact-closure control with LED feedback.

FEATURES

- Provides 10 isolated relays and front-panel LED feedback

OPERATION

- Relay 1-10: 10 relays, 750 mA, 28 VAC/24 VDC normally open

STATUS 1-10: ONE LED FOR EACH RELAY

- Red LED shows on status
- Green ICSP status LED

WIRING:

- 3.5mm captive-screw terminals



NXC-IRS4
4-Port IR/S Card, 4 IR/S and 4 Inputs
FG2023

The NXC-IRS4 4-Port IR/S Card provides four IR/Serial input control ports with LED status feedback. Each port in the NXC-IRS4 stores programmed commands for IR- or serial-controlled devices.

FEATURES

- Provides four IR/IR Serial control ports and front-panel status feedback
- Includes four inputs for sensed IR power control

OPERATION

- IR 1-4: four IR/IR Serial control ports
- 20 KHz-1.14 MHz

INPUT 1-4

- Four I/O ports for closure or 0–5
- VDC sensing, 200 mA

STATUS 1-10: TWO LEDS FOR EACH CHANNEL

- Red LED for IR transmission
- Yellow LED for input status
- Green ICSP status LED

WIRING:

- 3.5mm captive-screw terminals

NETLIX HUB CARDS AND MODULES

NXC-NH NetLinx ICSNet Hub Cards, NXC-HS NetLinx ICSHub Server Cards and NXC-HE NetLinx ICSHub Expander Cards are key components to comprehensive, far-reaching AMX control. These cards and modules are engineered to seamlessly distribute ICSP (Internet Control System Protocol) data and NetLinx ICSNet control throughout the NetLinx Control System.

NetLinx ICSNet Hub Cards, ICSHub Server Cards and ICSHub Expander Cards can extend control up to 1,000 feet. By fully regenerating data at every distribution point, the Cards and Hubs create control systems of virtually any size over long distances. Hub Cards are available with NetLinx Integrated Controllers and CardFrames, as well as in a Module enclosure (NXS-MHS NetLinx Master/Hub Module Shell) for stand-alone operation.



NXC-NH
NetLinx ICSNet Hub Card
FG2060

The NXC-NH NetLinx ICSNet Hub Card provides eight ICSNet ports.

FEATURES

- Distributes ICSNet data and power to other NetLinx devices
- Manages up to 8 independent ICSNet wiring runs using Echelon technology
- Handles wiring runs of up to 1,000 feet for each ICSNet run
- Links to NetLinx Master and Hubs via ICSHub networking
- Accepts ICSHub data, regenerates new ICSHub data link for up to 1,000 feet
- Employs industry-standard CAT-5 wiring and connections
- Available to install in NXF NetLinx CardFrame, NXI or in NXS-MHS Module enclosure

REAR PANEL

- PWR: 2-pin 12 VDC power terminal
- ICSNet: Eight RJ-45 jacks for ICSNet data and power, green LED flashes when receiving data
- ICSHub: In and Out RJ-45 jacks for ICSHub data and power, yellow LED flashes when receiving data

ENCLOSURE:

- Metal with black matte finish

DIMENSIONS (HWD):

- 1.5"x5.0"x8.8" (45 mm x 127 mm x 224 mm)

WEIGHT:

- 26 oz (737 g)



NXC-HE
NetLinx ICSHub Expander Card
FG2062

The NXC-HE ICSHub Expander Card can be used as an ICS hub cable extender where runs between ICS hubs are more than 1,000 feet. The NXC-HE Card can also be used in place of a Master Card in a NXI NetLinx Integrated Controller or NXF (CardFrame) to be used as slave devices.

FEATURES

- Links to NetLinx Master and Hubs via ICSHub networking
- Available to install in NXF NetLinx CardFrame or NXI Integrated Controller

REAR PANEL

- PWR: 2-pin 12 VDC power terminal
- ICSHub: Two RJ-45 jacks for ICSHub In/Out data and power, yellow LED flashes when receiving data

ENCLOSURE:

- Metal with black matte finish

DIMENSIONS (HWD):

- 1.5"x5.0"x8.8" (45 mm x 127 mm x 224 mm)

WEIGHT:

- 26 oz (737 g)



NXC-HS
NetLinx ICSHub Server Card
FG2061

The NXC-HS ICSHub Server Card provides nine ICSHub OUT ports for connecting NetLinx Controllers and Hubs, and one ICSHub IN port.

FEATURES

- Distributes ICSHub data to other NetLinx Master and Hubs
- Accepts ICSHub data In, regenerates new ICSHub data Out for up to 1,000 feet

REAR PANEL

- PWR: 2-pin 12 VDC power terminal
- ICSHub Out: 8 RJ-45 jacks for ICSHub data and power, yellow LED flashes when receiving data
- ICSHub: In and Out RJ-45 jacks for ICSHub data and power, yellow LED flashes when receiving data

ENCLOSURE:

- Metal with black matte finish


DIMENSIONS (HWD):

- 1.5"x5.0"x8.8" (45 mm x 127 mm x 224 mm)

WEIGHT:

- 26 oz (737 g)

NETLIX HUB CARDS AND MODULES



NXS-MHS
Master/Hub Module Shell
FG2009

Accepts NetLinx Processor ICSNet and ICShub Cards. Includes faceplates for Master and Hub.

DIMENSIONS (HWD):

- 1.50"x 5.55"x 8.75" (3.81 cm x 14.10 cm x 22.23 cm)



NXS-NMS
NetModule Shell
FG2009-10

The NXS-NMS NetModule Shell accommodates one NetLinx Control Card and connects to the NetLinx bus via ICSNet connections. The NXS-NMS offers a simple and economical way to integrate additional functionality to control systems. Accepts all NetLinx (NXC) Control Cards

FEATURES

- Control connector: 20-pin black (male) connector that connects the NetModule Shell to external devices. These connectors are keyed to ensure proper installation
- ICSNet RJ-45 connectors: Receives power and data from a NetLinx Master/Hub ICSNet Port. An ICSNet port on a NetLinx Master or Hub supplies up to 500 mA at 12 V for module power
- 12 VDC power supply connectors: Two parallel male 2-pin (green) parallel connectors for 12 VDC power

ENCLOSURE:

- Metal with black matte finish

DIMENSIONS (HWD):

- 1.50"x 5.55"x 9.25" (3.81 cm x 14.10 cm x 23.50 cm)

NETLIX SYSTEM ACCESSORIES

EXA
Ethernet Crossover Adapter
FG959-10

Used to allow direct connection (without a network hub) between a PC's 10/100baseT Ethernet port to a Landmark (PLC) or NetLinx (NXC) Master Card

NCK
NetLinx Connector Kit
FG2902



CSB
Cable Support Bracket
(AXCENT3, AXCENT2, AXF-MINI, and AXB-VTI6)

FG517

Application: 80% of all service calls are due to loose or broken cables. Use the CSB to secure your control cable installation.

NXA-CFM32M Compact FLASH Upgrade for NXC-ME260
FG2116-01 **32MB**

NXA-CFM64M Compact FLASH Upgrade for NXC-ME260
FG2116-01 **64MB**

NXA-CFM128M Compact FLASH Upgrade for NXC-ME260
FG2116-01 **128MB**

NXA-CFM256M Compact FLASH Upgrade for NXC-ME260
FG2116-01 **256MB**

NXA-CFM512M Compact FLASH Upgrade for NXC-ME260
FG2116-01 **512MB**

NXA-CFM1G Compact FLASH Upgrade for NXC-ME260
FG2116-01 **1GB**

NXA-CFNI64M Compact FLASH Upgrade for NI Series Controllers
FG2116-01 **64MB**

NXA-CFNI128M Compact FLASH Upgrade for NI Series Controllers
FG2116-01 **128MB**

NXA-CFNI256M Compact FLASH Upgrade for NI Series Controllers
FG2116-01 **256MB**

NXA-CFNI512M Compact FLASH Upgrade for NI Series Controllers
FG2116-01 **512MB**

NXA-CFNI1G Compact FLASH Upgrade for NI Series Controllers
FG2116-01 **1GB**

NETLIX CUSTOM PANEL INTERFACE



NXP-CPI16
NetLinx Custom Panel Interface
FG410

The NXP-CPI16 NetLinx Custom Panel Interface is a versatile device, useful for both custom panel and contact-closure applications. It will directly interface with AMX Touch Panels and components designed for integration with Axxess Control Systems. Two 20-pin headers provide ribbon cable wiring or direct-connect insertion to circuit boards – one provides inputs for up to 16 closures and the other drives feedback outputs for LEDs. Under software control, the LED outputs can act as drivers to 8-segment bargraphs or operate as discrete outputs for feedback.

In addition, the NXP-CPI16 also provides two quadrature inputs to control variable levels such as volume or lights. Able to read digital signals from mechanical or optical rotary encoders, the response can be adjusted under software control.

FEATURES:

- Integrates custom panels with 16 closure inputs and 16 LED outputs, pin-for-pin compatible with panels designed for AX-CPI16
- Operates as low-cost closure
- Acts as driver for up to two 8-segment LED bargraphs, each bargraph uses eight of the 16 LED outputs
- Allows precision digital control of up to two levels from quadrature inputs
- Accepts mechanical or optical rotary encoders
- Offers programmable level response, provides software-driven performance adjustment, and switchable coarse/fine level control

INPUT CONNECTORS

- Indicator power: Two-pin 3.5 mm captive wire
- I/O Headers: Two 20-pin headers, 8 I/O channels each (16 closure inputs activated with GND or TTL Low (< 0.8 V)). Open collector outputs (0-28 VDC). Inputs are sampled approximately every 10 msec.
- Rotary Encoder inputs: Two quadrature inputs on a 2x3 header (6-pin), two encoder inputs (4-pin) with a +5 V supply pin (supplying up to 100 mA) and a GND pin

ICSNET

- Two RJ-45 connectors for ICSNet connection

ID BUTTON

- Generates an event from the AX-CPI16 to allow you to assign new device numbers using the ID mode in NetLinx Studio Software

LED

- ICSP status indicator (green)

OPEN COLLECTOR OUTPUTS

- 16-open collector outputs, acting as a switch to ground, up to 100 mA. Outputs can be connected to voltages ranging between 0 and + 28 V. Each output is updated every 10 msec

DIMENSIONS (HWD):

- 2.75" x 1.85" x 1.40" (6.99 cm x 4.70 cm x 3.56 cm)

WEIGHT:

- 8.10 oz. (229.63 g)

NETLIX 2-WAY WIRELESS SYSTEM PACKAGE



LIMITED AVAILABILITY

NI-CPNW
NetLinx Wireless System Package
FG840-K16

The NI-CPNW 2-way NetLinx Wireless System Package is ideal for integrating large and smaller projects such as boardrooms, conference rooms, home theaters, training and government facilities, military installations, houses of worship and more. Impressive control features at the touch of a button.

This control solution package includes:

- VPN-CP, 2-way ViewPoint Color Wireless Touch Panel
- VPA-BP, ViewPoint Rechargeable Battery (NiMH)
- PSN2.8, 12VDC, 2.8A Power Supply
- VPA-DS, ViewPoint Docking station
- NI-2000 with power supply
- AXR-NWS, NetWave Server
- Programming cables
- 4 IR Emitters

NETLIX 1-WAY WIRELESS SYSTEM PACKAGES

The world's most versatile 1-way wireless Touch Panel System: NetLinx 1-way Wireless Touch Panel System. With four IR ports, three RS-232/422/485 ports, four I/O channels, and four relays, the NetLinx NI-2000 Integrated Controller delivers instantaneous, intelligent control.

VPX-CPNI

NetLinx 1-way Wireless Touch Panel System

FG841-K1-304

This control solution package includes:

- VPT-CP **304 MHz** ViewPoint Color Wireless Touch Panel
- NI-2000 Integrated Controller
- Four CC-IRC infrared emitter cables
- One CC-COM programming cable
- One ViewPoint programming adapter cable
- AXR-RF RF **304 MHz** Receiver
- PSN 2.8 12VDC, 2.8A Power Supply

VPX-CPNI

NetLinx 1-way Wireless Touch Panel System

FG841-K1-310

This control solution package includes:

- VPT-CP **310 MHz** ViewPoint Color Wireless Touch Panel
- NI-2000 Integrated Controller
- Four CC-IRC infrared emitter cables
- One CC-COM programming cable
- One ViewPoint programming adapter cable
- AXR-RF RF **310 MHz** Receiver
- PSN 2.8 12VDC, 2.8A Power Supply

LIMITED AVAILABILITY

VIEWPOINT 1-WAY WIRELESS SYSTEM PACKAGE

VPX-CPNI

LIMITED AVAILABILITY

NetLinx 1-way Wireless Touch Panel System

FG841-K1-315

This control solution package Includes:

- VPT-CP **315 MHz** ViewPoint Color Wireless Touch Panel
- NI-2000 Integrated Controller
- Four CC-IRC infrared emitter cables
- One CC-COM programming cable
- One ViewPoint programming adapter cable
- AXR-RF RF **315 MHz** Receiver
- PSN 2.8 12VDC, 2.8A Power Supply

VPX-CPNI

NetLinx 1-way Wireless Touch Panel System

FG841-K1-418

This control solution package Includes:

- VPT-CP **418 MHz** ViewPoint Color Wireless Touch Panel
- NI-2000 Integrated Controller
- Four CC-IRC infrared emitter cables
- One CC-COM programming cable
- One ViewPoint programming adapter cable
- AXR-RF RF **418 MHz** Receiver
- PSN 2.8 12VDC, 2.8A Power Supply

VPX-CPNI

NetLinx 1-way Wireless Touch Panel System

FG841-K1-433

This control solution package Includes:

- VPT-CP **433 MHz** ViewPoint Color Wireless Touch Panel
- NI-2000 Integrated Controller
- Four CC-IRC infrared emitter cables
- One CC-COM programming cable
- One ViewPoint programming adapter cable
- AXR-RF RF **433 MHz** Receiver
- PSN 2.8 12VDC, 2.8A Power Supply



NetLinx Peripherals / Software

NEXLINX SOFTWARE

NETLINX PLATINUM SERIES SOLUTIONS

AMX has created a series of prepackaged control solutions for multiple environments. We provide you the tools you need to facilitate the sale, ordering, delivery, installation and programming of your installation. By addressing specific vertical markets and applications, AMX has successfully developed hardware and software packages that do not require any additional configuration or programming time. Our prepackaged control solutions allow you to complete a project with considerable efficiency, as well as target installations that will ultimately enhance your revenue.

NSK-DEDU *Education Solution System, **Deluxe Edition*** **FG3001-01**

The AMX Deluxe Education Solution System provides the perfect one-touch integration of hardware and software solutions for small and medium-size education rooms. Designed to create a comfortable and supportive learning environment, this solution employs the extremely capable NetLinx Control System and intuitive AMX Touch Panels to control a variety of audio/video equipment. To the highly trained instructor, AMX integration solutions transform the education environment into the ideal interactive showcase of video, audio and computer sources – all at the touch of a button.

NSS-DEDU *Education Solution **Software, Deluxe Edition*** **FG3000-01**

The AMX Deluxe Education Solution Software is designed to create a comfortable and supportive learning environment utilizing AMX hardware and a variety of audio/video equipment found in today's classrooms. This software is included with the NSK-DEDU Deluxe Education System (described above).

NSK-PEDU *Education Solution System, **Premium Edition*** **FG3001-02**

The AMX Premium Education Solution System provides the perfect one-touch integration of hardware and software solutions for larger education rooms and auditoriums. Designed to create a comfortable and supportive learning environment, this solution employs the extremely capable NetLinx Control System and intuitive AMX Touch Panels to control a variety of audio/video equipment. To the highly trained instructor, AMX integration solutions transform the education environment into the ideal interactive showcase of video, audio and computer sources – all at the touch of a button.

NSS-PEDU *Education Solution Software, **Premium Edition*** **FG3000-02**

The AMX Premium Education Solution Software is designed to create a comfortable and supportive learning environment utilizing AMX hardware and a variety of audio/video equipment found in today's classrooms. This software is included with the NSK-PEDU Premium Education System (described above).

NSK-DENT *Entertainment Solution System, **Deluxe Edition*** **FG3001-10**

AMX provides a competitive one-touch integration solution designed for medium to large entertainment environments. This 4-Zone Deluxe Solution helps to effectively reach customers by automating any combination of audio and video components. This solution employs the NetLinx Control System and intuitive AMX Touch Panels to control a variety of audio/video, computer and paging equipment. Simply define the required scope of control – four zones for televisions, DSS receivers, digital projectors and DVD players.

NSS-DENT *Entertainment Solution Software, **Deluxe Edition*** **FG3000-10**

AMX provides a Deluxe Entertainment Solution Software designed for medium to large entertainment environments. The 4-Zone Deluxe Entertainment Software helps to effectively reach customers by automating any combination of audio and video components.

This software is included in the NSK-DENT Entertainment System (described above).

NSK-PENT *Entertainment Solution System, **Premium Edition*** **FG3001-11**

AMX provides a competitive one-touch integration solution designed for large entertainment environments. This 8-Zone Premium Solution helps to effectively reach customers by automating any combination of audio and video components, employing the NetLinx Control System and intuitive AMX Touch Panels to control a variety of audio/video, computer and paging equipment. Simply define the required scope of control – eight zones for televisions, DSS receivers, digital projectors and DVD players.

NSS-PENT *Entertainment Solution Software, **Premium Edition*** **FG3000-11**

AMX provides a Premium Entertainment software package for a one-touch solution designed for medium to large entertainment environments. The 8-Zone Deluxe Software Solution helps to effectively reach customers by automating any combination of audio and video components. Software is included in the NSK-PENT Premium Entertainment System (described above).

NSK-DPRES *Presentation Solution System, **Deluxe Edition*** **FG3001-20**

In today's media-driven presentation rooms – equipped with stereo equipment and computers – AMX provides this one-touch integration solution, perfect for controlling small and medium-size rooms. The Deluxe Presentation Solutions delivers a high level of convenience and productivity, incorporating the powerful NetLinx Control System and intuitive AMX Touch Panels to control a variety of electronic equipment. This solution transforms the conference room into the ideal interactive showcase of video, audio and computer sources – all at the touch of a button.

NSS-DPRES *Presentation Solution Software, **Deluxe Edition*** **FG3000-20**

AMX provides a Deluxe Presentation Software package for a one-touch solution designed for medium to large presentation environments. The Deluxe Presentation Software is included with the NSK-DPRES Presentation System (described above).

NETLIX PLATINUM SERIES SOLUTIONS

NSK-PPRES *Presentation Solution System, **Premium Edition*** **FG3001-21**

In today's media-driven presentation rooms – equipped with stereo equipment and computers – AMX provides this one-touch integration solution perfect for controlling larger rooms. The Premium Presentation Solutions delivers a high level of convenience and productivity, incorporating the powerful NetLinx Control System and intuitive AMX Touch Panels to control a variety of electronic equipment. AMX integration solutions transform the conference room into the ideal interactive showcase of video, audio and computer sources – all at the touch of a button.

NSS-PPRES *Presentation Solution Software, **Premium Edition*** **FG3000-21**

AMX provides this Premium Presentation Software package for a one-touch solution designed for larger presentation environments. The Premium Presentation Software is included with the NSK-PPRES Solution System (described above).

NSS-VOTE *Voting Software Solution* **FG070-516**

The Voting Software Solution supports multiple voting groups that use a common voting/meeting space. For instance, the City Council and Water Works Commission may share the same room for voting but each group has different members, seating assignments, agendas and voting rules. This solution can store and recall multiple voting groups and agendas in such instances. Additionally, voting rules can be saved for each voting group to allow for voting customization between various groups. Take control by managing agendas, welcoming all members and taking attendance roll call automatically. The Voting Software Solution will accommodate councils or groups with as many as 21 voting members.

PictureFrame **NSS-PFRAME** **FG3002-05**

Even in sleep mode, the award-winning Modero Touch Panel is great to look at. That's because our new PictureFrame PC-based software is designed to transform any of the Modero panels into dynamic digital photo albums. Without any special control system code or re-programming, end users can display personal images on the user interface. Family photos, favorite artwork and seasonal images can sequence through when the panel is not in use, providing a visually pleasing solution that complements a room's design. Intuitive menus transport images directly from a PC to the Modero panel. TPDesign4 software from AMX is used to define the types of images that will be displayed on the user interface.

MeetingManager **NSS-MMSV** **FG3002-04 (server)** **NSS-MMCL** **FG3002-03 (client)**

Available as a complete solution exclusively from AMX, MeetingManager fills the void between the most popular room scheduling systems and the automation/management of room resources including audio/visual and environmental systems. With the ability of a single MeetingManager computer console to interact with more than 500 separate NetLinx systems, this AMX-exclusive state-of-the-art software package provides a comprehensive point of control and automation for facility-wide and campus-wide operations. End users can make room reservations through email and configure automated events in advance. Integrators can provide remote support to the support staff as technical backup.

NETLINX INTERNET INSIDE SOLUTIONS

Our exclusive Internet Inside Solutions are a series of software packages designed to enhance the NetLinx Control System's capabilities through the AMX Touch Panel. These innovative software applications combine the dynamics of NetLinx with the features of the World Wide Web. They are written directly into the control system programming language and are activated using AMX Touch Panel buttons. Take control of anything, from anywhere, at any time.

Internet Inside provides greater convenience, reliable security and effective communications for any size of business or home. In a world where we are connected by electronics and inevitably find ourselves relying on so many information devices, AMX stands for simplicity.

i!-AgendaPlus *Display room schedules on AMX Touch Panels* **FG070-502**

Reserve rooms and prepare equipment ahead of time through email. You no longer need to go through the laborious process of calling an assistant to set up the meeting, getting IT to set up the equipment, and feel the need to arrive 15 minutes ahead of time to make sure everything is set up correctly. Times, dates and reservations are conveniently displayed on an AMX Touch Panel located at the entrance of each room.

i!-CDList *Select and play CD tracks from personalized playlists* **FG070-501**

Manage a growing library of CDs without relying on your memory to determine what is in slot "263" of the CD changer, or trying to remember which CD is currently in the changer. Use your AMX Touch Panel to view your entire list of music. Quickly search, make edits, and create playlists at will.

i!-Database Plus *Access network databases using the NetLinx Control System* **FG070-512**

Access, read, translate and download information from a database straight into NetLinx. If it's a database you need, this application gives you the tools to create one in no time. With i!-Database Plus, you can develop and customize several other Internet Inside applications.

i!-Email Plus *Send and receive email from AMX Touch Panels* **FG070-504**

You no longer need to drop anchor at the PC to check email. Use any AMX Touch Panel to receive, send, forward, reply to all your email or manage numerous user accounts, as well as create and save custom replies.

i!-EquipmentMonitor *Receive email alerts of system events* **FG070-503**

The best way to look after your equipment just got easier. Now you can receive pre-written emails from the NetLinx Control System, which notifies you of routine maintenance, potential problems, necessary repairs and breaches in security. It's simple, accurate and proactive.

i!-FTPSender *Load files into NetLinx from FTP servers* **FG070-511**

Use this software package to share and download files between the NetLinx Control System and FTP servers. i!-FTPSender reaches out to an FTP Server located off-site, retrieves the necessary files, and loads each one into your AMX Control System.

i!-MediaPlayer *Use NetLinx to play media files on the PC* **FG070-514**

Quickly and easily access your MP3 collection. Download as many music files as you want into the PC. Your AMX Touch Panel controls your MP3 list and plays it over any sound system connected to the control system. Rather than having to burn your MP3s onto a CD, you can leave them on your PC and create different playlists to keep the tunes going.

i!-NetDial *Manage audio and videoconferencing* **FG070-500**

Replace the traditional telephone book with something even easier to use and so much faster. Scroll a Web-based directory, highlight a name, and i!-NetDial speed dials for you. Rather than keeping an outdated printed phone list, you keep an accurate, electronic list in a database that can be accessed through your AMX Touch Panel. It's perfect for audio and videoconferences and other situations that call for efficient communications.

i!-PCLink/CD/DVD *Control the PC's CD/DVD drives through NetLinx* **FG070-508**

This unique application combines the flexibility of any AMX Touch Panel with the PC. i!-PCLink/CD/DVD allows you to access the CD and DVD drives on your PC, as well as control equipment within your control system through the PC itself.

i!-PCLink/PowerPoint *Take control of your PowerPoint presentations* **FG070-510**

Captivate your audience. Advance your PowerPoint at the touch of a button. Remain focused by referring to your speaker notes on the AMX Touch Panel, while your audience views the presentation on a screen or monitor.

i!-PCLink/Presentation Control *Use PowerPoint to control the NetLinx Control System* **FG070-521**

For the ultimate in PowerPoint control, you can create your presentation and control the room. Define PowerPoint slides that can activate automated events. Imagine your first PowerPoint slide automatically dimming the lights. Your next slide closes the drapes and turns up your microphone. Rather than running around the room trying to get the environment just right, set up these automated events directly within your presentation.

i!-PCLink/Web *Launch the Internet from the AMX Touch Panel*
FG070-509

Break free from the PC. Launch the Internet through the AMX Touch Panel – from anywhere, at any time. Visit different web sites and open a variety of computer files at the touch of a button.

i!-Schedule *Manage control system events based on date and time*
FG070-515

Take control of everything around you, with minimal effort. Save time. Save money. Now you can schedule the lights to turn on and off at preset dates and times. Schedule equipment to turn on, warm up and be ready to go ahead of time. Program connected devices to operate according to one-time or recurring events. All of the manual processes are preset to happen, even if you're not there.

i!-TimeManager *Set the control system's internal clock based on an internal server*
FG070-517

This application routinely verifies the correct time of your NetLinx internal clock with the National Institute of Standards and Technology's Internet Time Service to ensure your system is always accurate. When you program certain system events to happen at specific times, everything occurs to the second.

i!-Weather *Track worldwide weather conditions on the AMX Touch Panel*
FG070-518

Access precise, timely weather updates at the touch of a button. Based on actual weather conditions, program your AMX control system to manage lighting, sprinklers, pool and spa equipment, as well as receive email notifications.

i!-WebControl *Control your integrated system through Internet pages*
FG070-520

Whether you are around the corner or across the country, you can access your AMX Control System over a secure web address and instantly monitor and control any device on your system. This application sheds new light on the concept of working from home. Now you can work from anywhere and know you are only an Internet connection away from controlling anything at any time.

i!-WebInfo Plus *Surf the web on an AMX Touch Panel*
FG070-506

For the latest headlines and stock reports, touch a button to retrieve timely updates directly from an online news source delivered directly to you through your AMX Touch Panel. The information that you are interested in can be easily configured to meet your needs.

i!-MacroManager **FG070-522**

True automation is now available from AMX in the form of MacroManager. Sequences of events, programmed to meet the desires and requirements of the end user, are possible at the press of a single button on the AMX Touch Panel. This application provides any end user the ability to personalize each macro as needs change and more equipment is added, at will. MacroManager offers a list of actions available on one or more NetLinx Control Systems, delivering automated functionality within a single room, between rooms and offices, as well as throughout multiple buildings. Each macro can be activated by the press of a button or by scheduling the events to run on a certain date, at a specific time. MacroManager can be used to create or add new macros, edit existing ones, run macros, and schedule others.



Control System Accessories

INPUT SENSORS



PCS
Power Current Sensor
(for US 110 VAC 3-pole receptacles)
FG426

The PCS Power Current Sensor can sense high, low or no power level states for one device. It requires external DC power.

CONTROL PORTS

- Two open collector transistor outputs (On and Standby)

INCLUDES

- LED indicators for Standby and On status
- Sensing for 30 mA-15 A power current levels
- 3-prong, grounded 120 VAC receptacle

ENCLOSURE: Plastic with black matte finish

DIMENSIONS (HWD): 3.1" x 2.2" x 2.5" (80 mm x 57 mm x 64 mm)

WEIGHT: 4 oz (114 g)

OPTIONS

- 12 VDC power supply



PCS2
Dual Power Current Sensor
(for US 110 VAC 3-pole receptacles)
FG427

The PCS2 Dual Power Current Sensor can sense high, low or no power level states for two devices, and includes a built-in power supply.

CONTROL PORTS

- Four relay outputs (On and Standby for each source), 1 A @ 28 VDC

INCLUDES

- On and Standby status LEDs for each source
- Power LED
- Sensing for 20 mA, 10 A power current levels
- Two US-style 3-prong 120 VAC receptacles

POWER

- 1200 W (10A) input power, fuse protected
- US-style 3-prong 120 VAC power cord

ENCLOSURE: Metal with black matte finish

DIMENSIONS (HWD): 1.5" x 5.5" x 5.5" (38 mm x 140 mm x 140 mm)

WEIGHT: 28.8 oz (806 g)

OPTIONS

- AC-RK Accessory Rack Kit



VSS2
Video Sync Sensor
FG5916-10

The VSS2 includes two independent signal detection channels. Each channel triggers a logic-level output when a signal is present. Dual video jacks for each channel allow loop-through operation. Great for use as a power sensor for VCRs and other video sources, or to provide a warning on loss of audio, video, or RGB signal.

FEATURES

- Detects presence of signal from 1 kHz to greater than 100 kHz

CONTROL PORTS

- Two solid-state outputs for channels A and B

INCLUDES

- Four RCA jacks
- Two for each channel for loop-through operation

ENCLOSURE: Molded black matte plastic

DIMENSIONS (HWD): 1.5" x 5.0" x 5.3" (38 mm x 127 mm x 133 mm)

WEIGHT: 10.9 oz (309 g)

RTS-1

Room Temperature Sensor (requires AXC-TEMP card)

FG748

The surface-mounted RTS-1 sends precise temperature measurement, from 0°-250° F (-18°-120° C), to the AXC-TEMP Temperature Control Card.

CONTROL PORTS

- Level output
- Power input

ENCLOSURE: Off-white metal for wall mounting

DIMENSIONS (HWD): 4.5" x 2.8" x 0.9" (114 mm x 70 mm x 23 mm)

WEIGHT: 3.2 oz (91 g)



TVS
TV Sensor
FG691

The TVS TV Sensor is an intelligent, digital scan frequency sensor that can send a power on/power off closure signal to an AMX Input/Output control port. When used with Access and NetLinx Integrated Controller I/O ports, the TV Sensor can be an integrated solution for automatic, sensed power control of video/graphic displays.

CONTROL PORTS

- One solid-state closure output (Sensed power on/off)

INCLUDES

- Power on/off status LED
- Internal frequency-sensor logic, (15-75 kHz)
- Five-wire cable for closure output, 12 VDC input

ENCLOSURE: Black plastic with matte finish

DIMENSIONS (HWD): 1.1" x 1.1" x 0.8" (27 mm x 27 mm x 20 mm)

WEIGHT: 1.1 oz (3 g)

EQUIPMENT PROTECTION



NXA-UPS9510
FG678

A 19" Rack Mount surge protected UPS designed for AMX NetLinx systems. The UPS has a capacity of 1000/650 VA/W with a battery maintaining a recharge time of 5 hours (to 90% capacity). The unit comes with 8 NEMA 5-15R.

FEATURES

- The NXA-UPS9510 has multiple voltage selections using line interactive technology.
- The unit features True Sine Wave output, Smart Battery Management and AVR (Automatic Voltage Regulation) - all in a compact design (only 2 units high).
- Capacity (VA/W): 1000/650
- Input voltage range: 75-150 volts or 150-300 volts
- Frequency range: 45-55Hz or 55-65Hz, auto-select
- Output voltage on unit: 100/110/120/127 Volts \pm 10% or 208/220/230/240 Volts \pm 10%
- Output voltage (on battery): 100/110/120/127 Volts \pm 10% or 208/220/230/240 Volts \pm 10%
- Output frequency (on battery): 60/50Hz \pm 1Hz
- Output waveform: Sinewave
- Battery Type: 12V / 7.2 AH x 4 (sealed maintenance free)
- Recharge Time: 5 hours to 90% capacity

DIMENSIONS

- 17" x 19.6" x 3.5" (4.30 cm x 6.25 cm x 8.8 cm)

WEIGHT

- 72.75 lbs (21 kgs)



NXA-TSJ45
FG676

An individual plug-in silicon avalanche diode surge protector designed for AMX NetLinx systems. The unit mounts on the end of individual nodes for surge protection. These units provide surge protection for all communications and DC power provided through the RJ45 connection.

FEATURES

- All eight wires are surge protected.
- The NXA-TSJ45 protectors should be installed on both ends of the data cable for the most effective protection.
- If a NXA-MPS16F patch panel is utilized, then it is recommended that one NXA-TSJ45 be utilized on each node on the other end for complete line protection.
- Voltage Protection Level: All data pins are protected at 7.5 Vpk
- DC voltage, pins 4-5 at 15 Vpk
- Peak Pulse Current (10/1000ms):
- Data: 60A 10 x 1000 ms
- DC Power: 206A 10 x 1000 ms
- Dimensions: 3.6" x 1.47" x 0.925" (9.14 cm x 3.73 cm x 2.35 cm)
- Temperature: -22° - 149° F (-30° - +65° C)



NXA-MPS16F
FG677

A 19" rack-mount silicon avalanche diode, NXA-MPS16F surge protection system designed for AMX NetLinx systems for data and communications. The unit mounts flush in the rack and provides 32 easy to reach ports for 16 In and Out connections. These units provide surge protection for all communications and DC power provided through the RJ-45 connections. Port number 1 is a protected Ethernet port and port numbers 2 through 16 are for the NetLinx communications protocols.

FEATURES

- The rack mount protector is compact with in-line insulation.
- Multiple interface options are available.

SPECIFICATIONS

- Port Protection:
- Ethernet Port #1 - All pins protected 7.5 Vpk 60A 10x1000 ms
- NetLinx Ports #2-16 - All pins protected 7.5 Vpk 60A 10x1000 ms
- DV Voltage pins 4-5 15 Vpk 206A 10x1000 ms
- Dimensions: 3.5" x 19" x 0.875" (8.89 cm x 48.26 cm x 2.22 cm)
- Temperature: -22° - 149° F (-30° - +65° C)

CONTACT CLOSURE INTERFACES



AV2SM
Auto/Manual Video Switcher
FG5919

This 2x1 video/stereo audio switcher can be set for automatic or manual operation. In the standard manual mode, a single latched closure is used to select and activate the "B" video input. In the automatic mode, the "B" input is programmed to switch instantly to the "A" input when "video sync" is detected. The "A" input, recognized as the default input, always has priority.

FEATURES

- Detects presence of video sync in auto mode (NTSC, PAL, or SECAM)

CONTROL PORTS

- Three BNC female connectors for Video Input A, B and Video Out
- Captive-wire connectors for unbalanced audio and closure input

RESPONSE

- Video – 8 MHz
- Audio – 30 Hz to 20 kHz

INCLUDES

- Internal jumper to select auto or manual (default) mode

ENCLOSURE: Molded black matte plastic

DIMENSIONS (HWD): 1.65" x 5.09" x 6.09"
(41.91 mm x 129.28 mm x 154.68 mm)

WEIGHT: 10.9 oz (309 g)



PC1
Power Controller, 10 A
(110 VAC only)
FG670

The PC1 provides one switched outlet for 120 VAC power control up to 1200 W.

CONTROL PORTS

- Either one latched or two momentary closures for discrete on and off, or one momentary closure for toggling on and off
- Switched AC receptacle, 10 A at 120 VAC

INCLUDES

- Front-panel on/off button with status LED
- DIP switch to set closure mode

ENCLOSURE: Metal with black matte finish

DIMENSIONS (HWD): 1.5" x 5.5" x 5.5" (38 mm x 140 mm x 140 mm)

WEIGHT: 1.6 lbs (737 g)

OPTIONS

- AC-RK Accessory Rack Kit



PC2
Dual Power Controller, 5 A
(110 VAC only)
FG675

The PC2 provides two switched outlets for 120 VAC power control up to 1200 W.

CONTROL PORTS

- Either one latched or one momentary closure for toggling on and off
- Two switched AC receptacles, total load up to 10 A at 120 VAC

INCLUDES

- Two front-panel on/off buttons with status LEDs
- DIP switch to set closure mode

ENCLOSURE: Metal with black matte finish

DIMENSIONS (HWD): 1.5" x 5.5" x 5.5" (38 mm x 140 mm x 140 mm)

WEIGHT: 1.6 lbs (737 g)

OPTIONS

- AC-RK Accessory Rack Kit



UPC20+
Universal Power/Motor Controller,
20 A (110/220 VAC input)
FG672

The UPC20+ is a dual 20-amp AC power and motor controller designed for conduit installation. The UPC20 can be configured for a wide variety of power and motor control modes. Low-voltage contact-closure or open-collector inputs allow control from simple wall panels or large systems. It is ETL listed.

CONTROL INPUTS

- Four closure inputs; operation defined by mode
 - Motor Control mode alternates between the timed operation of the two power relays
 - Power Control mode allows independent control of both power relays

CONTROL PORTS

- Two 2400 W power relays

INCLUDES

- One-, two- and three-button logic modes
- Local test switches with status LEDs
- 115, 230 and 277 VAC control capability

ENCLOSURE: Metal with black matte finish, knockouts for conduit

DIMENSIONS (HWD): 8.5" (10.5" including flange) x 4.5" x 2.2"
(220 mm (270 mm including flange) x 110 mm x 60 mm)

WEIGHT: 3 lbs (1.4 kg)

POWER: Self-powered when used with 110/220 VAC applications

OPTIONS

- 12 VDC power supply (required for 277 VAC applications)

SYSTEM TOOLS

EXA

Ethernet Crossover Adapter

FG959-10

Used to allow direct connection (without a network hub) between a PC's 10baseT Ethernet port to a Landmark or NetLinX Master Card.

ABS

AXLink Bus Strip

FG960

Why continue stuffing multiple AXLink wires into a few 4-pin terminals? The AXLink Bus Strip provides 10 AXLink terminals and connectors for plug-and-play wiring, as well as a power (PWR) status LED and 12 VDC power input.

APPLICATION

- Plug in AXLink terminals to combine up to 10 AXLink wiring runs

INCLUDES

- 12 VDC power status LED
- 10 4-pin AXLink connectors
- one 2-pin power connector
- 4" double-sided foam tape

DIMENSIONS (HWD): 1.14" x 12.0" x 1.27"

(28.95 mm x 304.8 mm x 32.25 mm)

WEIGHT: 5.8 oz (164.42 g)

POWER: 12 VDC, 7 amps max.



STS

*Serial-To-Screw Terminal Adapter
(DB9 female to screw terminals)*

FG959

Need to connect a cable to a DB9 control port? Forget the hassles of parts, pins, and soldering — get an STS, lock the wires down to the built-in screw terminals, and plug it in.

INCLUDES

- DB9 female connector
- Screw terminal block (9-pin)
- Snap-together molded shell

DIMENSIONS (HWD): 0.75" x 1.38" x 2.25" (19mm x 35 mm x 57 mm)

WEIGHT: 1.6 oz (45 g)



IRIS

IR/Serial Data Capture Device

FG5448

IRIS is a stand-alone, self-contained unit used to capture IR or wired function signals from a hand controller. Once captured and verified, the control functions are sent to a PC operating the IRLIB program.

CONTROL PORTS

- IR sensor to receive IR codes
- IR serial input for wired IR codes
- DB-9 female connector for Access and PC communication

INCLUDES

- Large, two-digit status LED display
- Adjustable RS-232 port (300-9,600 baud)
- 12 VAC power supply
- IRLIB software for IBM-compatible computers

ENCLOSURE: Metal with black matte finish

DIMENSIONS (HWD): 1.5" x 5.5" x 5.5" (38 mm x 140 mm x 140 mm)

WEIGHT: 18.2 oz (518.2 g)

OPTIONS

- AC-RK Accessory Rack Kit

PM-TERM

PHASTLink 120 Ohm

PHASTLink/CAT-5 Terminator

FG2861-01 20 pack

Used for terminating open PHASTLink, ICSNet or ICSHub outputs

POWER SUPPLIES



PSN2.8

*12 VDC, 2.8 A Power Supply
(regulated, 110 VAC input)*

FG423-17

APPLICATION

- DC power for NetLinX systems

DC POWER OUTPUT

- 3.5 mm power connector, 12 VDC at 2.8 A
- Switching regulated, overload protected

AC POWER INPUT

- 110/220 VAC auto-switch operation; UL, CSA, and TUV listed
- US power cord included (110 VAC installations only)

ENCLOSURE: Molded black matte plastic, international IEC cable socket

DIMENSIONS (HWD): 4.6" x 2.3" x 1.5"

(117 mm x 58 mm x 35 mm), may vary

WEIGHT: 1 lb (450 g), may vary

POWER SUPPLIES



PSN6.5
12 VDC, 6.5 A Power Supply
(regulated, 110 VAC input)
FG423-41

APPLICATIONS

- 12 VDC power for systems, PosiTrack pan/tilt heads, AXC-PTI and AXB-CAM
- Switching regulated, overload protected

AC POWER INPUT

- 110 VAC, UL/CSA recognized
- US power cord included (110 VAC installations only)

ENCLOSURE: Metal with black matte finish

DIMENSIONS (HWD): 5.5" x 5.5" x 1.4" (140 mm x 140 mm x 35 mm)

WEIGHT: 1.85 lbs (829 g)

PS2.8 and PSN2.8

12 VDC, 2.8 A Power Supply
regulated, 110 VAC input)

FG423-05 PS2.8 5 mm 2 Pin Phoenix Connector
FG423-11 PSN2.8 2.1 mm 2 Pin Barrel Plug

APPLICATION

- DC power for Access systems

DC POWER OUTPUT

- 2.8 A @ 12 VDC
- Switching regulated, overload protected

AC POWER INPUT

- 110/220 VAC auto-switch operation; UL, CSA and TUV listed
- US power cord included (110 VAC installations only)

ENCLOSURE: Molded black matte plastic, international IEC cable socket

DIMENSIONS (HWD): 4.6" x 2.3" x 1.5"

(117 mm x 58 mm x 35 mm), may vary

WEIGHT: 1 lb (450 g), may vary



PS-PT2
24 VDC, 1.6 A Power Supply
(regulated, 110/220 VAC input)
FG423-09

APPLICATIONS

- 24 VDC power for pan/tilt heads, AXC-PTI and AXB-CAM

DC POWER OUTPUT

- 1.6 A @ 24 VDC
- Switching regulated, overload protected

AC POWER INPUT

- 110/220 VAC auto-switch operation; UL, CSA and TUV listed
- US power cord included (110 VAC installations only)

ENCLOSURE: Molded black matte plastic, international IEC cable socket

DIMENSIONS (HWD): 5.5" x 3.0" x 1.8" (140 mm x 76 mm x 45 mm)

WEIGHT: 1.5 lbs (680 g)

PS-24VAC

24 Volt AC Power Supply

FG424

The PS-24VAC power supply provides 40 VA of 24 volt AC power to the ViewStat Thermostats. The full ViewStat product family includes:

COMPATIBILITY

- NetLinX Control Systems
- Access Control Systems
- Landmark Home Automation Systems



PS4.4
13.5 VDC, 4.4 Power Supply,
(regulated 110/220 VAC input)
FG423-44

APPLICATION

- DC power for MVP-7500, MVP-8400 and MVP-TDS

DC POWER OUTPUT

- 13.5 Volts DC, 4.4 Amps
- 6mm Coaxial barrel-style plug
- Switching regulated, overload protected

AC POWER INPUT

- 100-240 VAC
- 50-60 Hz

ENCLOSURE

- Molded black matte plastic
- international IEC cable socket

DIMENSIONS (HWD)

- 4.6" x 2.3" x 1.5" (117 mm x 58 mm x 35 mm)

WEIGHT

- 1 lb. (0.45 kg)



PSN4.4
13.5 VDC, 4.4 Power Supply,
(regulated 110/220 VAC input)
FG423-45

APPLICATION

- DC power for NetLinX systems, MVP-WDS and CV7 Touch Panel

DC POWER OUTPUT

- 13.5 Volts DC, 4.4 Amps
- 3.5 mm phoenix-style plug
- Switching regulated, overload protected

AC POWER INPUT

- 100-240 VAC
- 50-60 Hz

ENCLOSURE

- Molded black matte plastic
- international IEC cable socket

DIMENSIONS (HWD)

- 4.6" x 2.3" x 1.5" (117 mm x 58 mm x 35 mm)

WEIGHT

- 1 lb. (0.45 kg)

AMX STANDARD 10 FT. THIRD PARTY CABLES

CC-IRC

IR Emitter Cable

FG10-000

Application: Transmits IR commands to controlled sources

CC-NIRC

NetLinx IR Emitter Cable

FG10-000-11

CC-IRX

CC-IR AMX TV Sensor Cable

FG10-042

CC-USB

USB Programming Cable

FG10-5965

CC-COM

Access Programming Cable

FG10-727

APPLICATION

- Connects a PC's COM port to the Access Master Port
- Available for 9- and 25-pin COM ports.

INCLUDES

- DB-9 or DB-25 female connector for computer COM port
- DB-9 female connector for Access Master port

CC-232

RS-232/422 Cable

APPLICATION

- Connects RS-232/422/485 ports to controlled sources
- Please specify 3rd party device

MOUNTING HARDWARE



CSB

Cable Support Bracket (AXCENT3, AXCENT2, AXF-MINI and AXB-VTI6)

FG517

APPLICATION

- 80% of all service calls are due to loose or broken cables
- Use the CSB to secure control cable installation

CSB2

Cable Support Bracket (AXF-M/S or AXF-S CardFrame)

FG517-10

APPLICATION

- 80% of all service calls are due to loose or broken cables
- Use the CSB2 to secure control cable installation



AC-RK

Accessory Rack Kit

FG515

APPLICATION

- Holds up to three Access or NetLinx modules, single rack height

AC-RK3

Extended Length Axcent3 Rack Kit

FG518

APPLICATION

- Allows rear-rail mounting of Axcent3 units

TMX-CB

Cable Security Bracket for AXB-TMC/TMX+

FG524

APPLICATION

- Protects TMC/TMX+ cables and from tampering

TMX-RK+

Rack Mount Kit for AXB-TMC/TMX+

FG522

APPLICATION

- Rack-mounts one TMC/TMX+
- Accepts one AC-RK compatible control device

TMX-SM

Flush Mounting Kit for AXB-TMC/TMX+

FG523

APPLICATION

- Mounts TMC/TMX+ to TV, projector, or any flat surface

VIEWSTAT COMMUNICATING THERMOSTAT SYSTEM



The ViewStat Communicating Thermostat offers complete digital thermostat functionality, including the ability to schedule automatic temperature adjustments throughout the day, control relative humidity levels and power-outage protection. ViewStat is available with (VST) and without (VST-TSTAT) an ICSNet MiniVerter interface, providing dealers with flexibility in deciding the control system interface.

The ViewStat product family includes:

- VST: ViewStat with MiniVerter (ICSNet Interface)
- VST-TSTAT: ViewStat only
- VST-MVRT: MiniVerter ICSNet Interface only
- VST-DIST: Distribution Panel (RS422 Interface)
- VST-TTM: Dual Temperature Support Module
- VST-TRH: Temperature/Humidity Support Module
- VST-TSF: Flush-mount indoor temperature sensor
- VST-TSO: Duct/outdoor temperature sensor
- PS-24VAC: 24 VAC power supply

VST and VST-TSTAT

ViewStat Communicating Thermostat

FG944 Model VST – With MiniVerter (VST-MVRT)

FG944-01 Model VST-TSTAT – Without MiniVerter

TEMPERATURE CONTROL

- Control Accuracy = +/- 1.0° Fahrenheit (+/- 0.56° Celsius)
- Control Range = +/- 1.0° Fahrenheit (+/- 0.56° Celsius)
- Control Range = +/- 1.0° Fahrenheit (+/- 0.56° Celsius)

COMPATIBILITY

- NetLinx Control Systems
- Access Control Systems
- Landmark Home Automation Systems

POWER

- Control Voltage = 24VAC or 24VDC (+/- 20%)
- Switched Voltage = 18 – 30 VAC
- Maximum Switchable Current:
- Two Amps total rated voltage, through all outputs
- One Amp through any one output

DIMENSIONS (HWD): 5.01" x 5.52" x 1.15"

(127.2 mm x 140.2 mm x 29.2 mm)

WEIGHT: 5.29 oz (150 grams)

VST-MVRT

ViewStat MiniVerter Interface

FG944-02

The VST-MVRT adds an ICSNet interface to the ViewStat Communicating Thermostat (VST-TSTAT does NOT include VST-MVRT).

INCLUDES

- Mounting bracket to attach the interface directly to the VST-TSTAT
- Snap-track to mount the interface remotely

COMPATIBILITY

- NetLinx Control Systems
- Landmark Home Automation Systems

VST-DIST

ViewStat Interface Distribution Panel

FG944-03

The VST-DIST connects to up to eight ViewStat thermostats (VST-TSTAT, not included), providing a convenient and effective method of wiring multiple thermostats to the control system. The VST-DIST provides one RS422 interface to the control system and eight RS422 interfaces for the thermostats.

VST-TTM

ViewStat Dual Temperature Support Module

FG944-10

The VST-TTM expands the capabilities of the ViewStat, providing remote temperature sensing to increase the efficiency of the HVAC system. The VST-TTM provides one on-board temperature sensor. Optionally, one or two remote temperature sensors (VST-TSF and VST-TSO) may be connected to the VST-TTM to achieve maximum comfort and performance.

VST-TRH

ViewStat Dual Temperature Support Module

FG944-20

The VST-TRH expands the capabilities of the ViewStat, providing remote temperature and humidity sensing to increase the comfort and efficiency of the HVAC system. The VST-TRH provides one on-board temperature sensor and one on-board humidity sensor. Optionally, a remote temperature sensor (VST-TSF or VST-TSO) may be connected to the VST-TRH to achieve maximum comfort and performance.

VST-TSF

ViewStat Flush-Mount Indoor Temperature Sensor

FG944-30

The VST-TSF is a flush mount temperature sensor for indoor use only. The VST-TSF can be installed on any interior wall for remote temperature sensing that literally blends in with any décor.

VST-TSO

ViewStat Outdoor/Duct Temperature Sensor

FG944-40

The VST-TSO is a remote temperature sensor for outdoor and HVAC duct use. The VST-TSO can be installed in any location for remote temperature sensing in harsh environmental conditions.

PS-24VAC

24 Volt AC Power Supply

FG424

The PS-24VAC power supply provides 40 VA of 24 VAC power to the ViewStat Thermostats.



Integrated Content Servers

MAX INTEGRATED MUSIC SERVER (MAX-IMS)

Welcome to a new and exciting world of music, where digital content can be stored, accessed, and displayed in the exact same quality as the original recordings. Build and control a library of CDs (and MP3s) with ease, and instantly play the stored content simultaneously, to different integrated environments. Introducing MAX, the Integrated Content Server from AMX that makes this all possible.



MAX-IMS
Integrated Music Server

For audio distribution systems of any size, the Integrated Music Server (IMS) manages a continuously growing and changing collection of CDs with astonishing efficiency. The IMS has enough memory capacity to effectively store and manage from 500 to 2,500 CDs in native format quality – the highest standard of sound possible. Users can add as many audio files as desired, as well as search and select titles and tracks with rapid results. The IMS integrates significantly easier than any other personal music server or CD carousel. Each unit operates in concert with a wide range of electronic equipment, including audio systems, plasma screens and the latest AMX Touch Panels. MAX products also can be controlled by a Windows™ PC, a Pocket PC™ or the most popular control systems.

STANDARD FEATURES

- Hard drive based music server with lossless compression to allow playback at full CD quality.
- Progressive text search locates the disc you're looking for instantly.
- Control any MAX product over Ethernet or RS-232 via your AMX or Crestron control System, a Windows PC, or an on-screen interface.
- Includes powerful Windows software for PC control.
- CD title recognition is available instantly from the CD database within the unit. The CD database is updated monthly as well as any software upgrades and web based technical support.
- Two units can be joined together to allow for greater capacity and more outputs.
- Available with 2 or 4 independent audio outputs (analog and S/PDIF digital).
- Includes CD-RW drive for updating library or creating custom CDs.

AUDIO FEATURES

- 24bit D/A conversion
- 48khz sampling rate
- Output level -10dBV nominal
- Signal to Noise Ratio 110db A-weighted
- Archive your IMS CD database.
- Provides quick and easy backup restoration.

POWER

- 110-240VAC 60/50hz 4.3A
- 150 WATTS

FRONT PANEL

- Blue Power LED
- Power switch
- CD-RW drive

REAR PANEL CONNECTIONS

- AC power
- RJ45 Ethernet for external control
- DB9 RS-232 port for external control
- RCA PCM digital output for audio output
- (2) RCA stereo analog outputs for each output port

CAPACITY

- MAX - IMS 500 – 500 CD capacity, 2 audio outputs
- MAX - IMS 500 – 500 CD capacity, 4 audio outputs
- MAX - IMS 1000 – 1000 CD capacity, 2 audio outputs
- MAX - IMS 1000 – 1000 CD capacity, 4 audio outputs
- MAX - IMS 1500 – 1500 CD capacity, 2 audio outputs
- MAX - IMS 1500 – 1500 CD capacity, 4 audio outputs
- MAX - IMS 2500 – 2500 CD capacity, 2 audio outputs
- MAX - IMS 2500 – 2500 CD capacity, 4 audio outputs

FG2177-02

FG2177-04

FG2177-06

FG2177-08

FG2177-10

FG2177-12

FG2177-14

FG2177-16

INCLUDED ITEMS

- Power cord

MECHANICAL FEATURES

DIMENSIONS

- 1.75" H x 19" W x 18.50" D (4.45cm x 48.26cm x 46.99cm)

WEIGHT

- MAX - IMS 500 – 19lbs (8.61kg)
- MAX - IMS 1000 – 21lbs (9.52kg)
- MAX - IMS 1500 – 23lbs (10.43kg)
- MAX - IMS 2500 – 24lbs (10.88kg)

MAX INTEGRATED MUSIC SERVER (MAX-IMS)

Welcome to a new and exciting world of music, where digital content can be stored, accessed, and displayed in the exact same quality as the original recordings. Build and control a library of CDs (and MP3s) with ease, and instantly play the stored content simultaneously, to different integrated environments. Introducing MAX, the Integrated Content Server from AMX that makes this all possible.



MAX-BSM
Backup Storage Module

Think smart, plan ahead. MAX does these things for you with the Backup Storage Module, which provides peace of mind. In the rare event that the MAX IMS were to lose any of the stored information, the BSM will come to the rescue. The BSM keeps all the original data on backup. Simply transfer the data from the IMS onto the BSM and save valuable time, knowing it will always be there.

FEATURES

- Archive your IMS CD database.
- Provides quick and easy backup restoration.

POWER

- 110-240VAC 60/50hz 4.3A
- 150 WATTS

FRONT PANEL

- Blue power LED
- Power switch

REAR PANEL CONNECTIONS

- AC power
- RJ45 Ethernet for external control
- DB9 RS-232 port for external control

CAPACITY

- MAX - BSM 500 – 500 CD capacity **FG2177-60**
- MAX - BSM 1000 – 1000 CD capacity **FG2177-70**
- MAX - BSM 1500 – 1500 CD capacity **FG2177-80**
- MAX - BSM 2500 – 2500 CD capacity **FG2177-90**

INCLUDED ITEMS

- Power cord

MECHANICAL FEATURES

DIMENSIONS

- 1.75" H x 19" W x 18.50" D (4.45cm x 48.26cm x 46.99cm)

WEIGHT

- MAX - BSM 500 – 19lbs (8.61kg)
- MAX - BSM 1000 – 21lbs (9.52kg)
- MAX - BSM 1500 – 23lbs (10.43kg)
- MAX - BSM 2500 – 24lbs (10.88kg)

MAX MULTIMEDIA SERVER (MAX-MMS)

Welcome to a new and exciting world of music and movies, where digital content can be stored, accessed, and displayed in the exact same quality as the original recordings. Build and control a library of CDs and DVDs with ease, and instantly play the stored discs simultaneously, from different integrated environments. Introducing MAX, the Integrated Multimedia Content Server from AMX that makes this all possible.



MAX-MMS
MultiMedia Server

For audio and video distribution systems of any size, the MultiMedia Server (MMS) manages a continuously growing and changing collection of CDs and DVDs with astonishing efficiency. The MMS has enough memory capacity to effectively store and manage from 125 to 900 DVDs, plus thousands of CDs. Users can add as many audio and video files as desired, as well as search and select titles and tracks with rapid results. The MMS integrates significantly easier than any other personal music server or CD carousel. Each unit operates in concert with a wide range of electronic equipment, including audio systems, plasma screens and the latest AMX Touch Panels. MAX products also can be controlled by a Windows™ PC, a Pocket PC™ or the most popular control systems.

STANDARD FEATURES

- No compression is used to store CDs or DVDs.
- Outputs same quality as original media.
- Also stores CDs with no quality loss - 25 CDs can be stored in place of 1 DVD.
- Control any MAX product over Ethernet or RS-232 via your AMX or Crestron control System, a Windows PC, or an on-screen interface.
- Includes WinMAS™ software for control by a Windows PC.
- Progressive Text Search locates the content instantly.
- Ethernet output for content distribution via Audio / Video Modules.
- Runs on a highly reliable Linux platform.
- RAID5 disk drive system.
- 2 MMS units can be joined together for more capacity or more zones.

FRONT PANEL

- Blue Power LED
- Blue Hard Drive Activity LED
- Power switch
- Reset switch
- DVD/CDRW drive

REAR PANEL CONNECTIONS

- AC power
- Power supply switch
- DB9 RS-232 port for external control
- RJ45 Ethernet port for external control
- RJ45 Gigabit Ethernet port for connection to AVM modules through Gigabit Ethernet hub

CAPACITY

- | | |
|----------------------------------|------------------|
| • MAX - MMS125, 125 DVD capacity | FG2178-01 |
| • MAX - MMS200, 200 DVD capacity | FG2178-02 |
| • MAX - MMS300, 300 DVD capacity | FG2178-03 |
| • MAX - MMS350, 350 DVD capacity | FG2178-04 |
| • MAX - MMS400, 400 DVD capacity | FG2178-05 |
| • MAX - MMS900, 900 DVD capacity | FG2178-06 |

POWER

- 115VAC/10A 60hz
- 235VAC/5A 50hz

INCLUDED ITEMS

- Power cord
- Rack ears

MECHANICAL FEATURES

DIMENSIONS

- 7" H x 16 7/8" W (without rack ears) x 18 9/16" D
(17.78cm x 42.88cm x 47.51cm)

WEIGHT

- MAX - MMS 125 – 39lbs (17.69kg)
- MAX - MMS 200 – 41lbs (18.60kg)
- MAX - MMS 300 – 45lbs (20.41kg)
- MAX - MMS 350 – 49lbs (22.23kg)
- MAX - MMS 400 – 53lbs (24.04kg)
- MAX - MMS 900 – 57lbs (25.86kg)

MAX MULTIMEDIA SERVER (MAX-MMS)

Welcome to a new and exciting world of music and movies, where digital content can be stored, accessed, and displayed in the exact same quality as the original recordings. Build and control a library of CDs and DVDs with ease, and instantly play the stored discs simultaneously, from different integrated environments. Introducing MAX, the Integrated Multimedia Content Server from AMX that makes this all possible.



MAX-AVM
Audio/Video Modules
FG2178-50

Experience the convenience and luxury of custom video distribution. Simply add one of our Audio Video Modules (AVM) to each area of the house that you want content to be displayed. The AVM communicates directly with MAX-MMS to create a distinct audio/video zone that can be controlled and personalized using an AMX Touch Panel.

FEATURES

- Streaming DVD playback module
- Eight AVM modules can be connected to an MMS content server

AUDIO/VIDEO FEATURES

- VGA video output is 1024 x 768 resolution @60hz
- Dolby Digital and DTS supported digital audio formats.
- Aspect Ratio control

POWER

- 12VDC 5A, external power supply

FRONT PANEL

- Green Power LED
- Amber hard drive activity LED
- Power button

REAR PANEL CONNECTIONS

- 1/4" DC power
- RJ45 Ethernet connected to LAN
- RCA S/PDIF digital audio output
- DB15HD VGA output
- S-video monitor output
- 1/8" analog audio output

INCLUDED ITEMS

- 12VDC 5A external power supply
- 1/8" to RCA female Y adapter

MECHANICAL FEATURES

DIMENSIONS

- 2 3/16" H x 7" W x 11" D (5.56cm x 17.78cm x 27.94cm)

WEIGHT

- 3.5lbs (1.59kg)



Lighting



ALD-D48

AMX Network Lighting Solution Dimmer Interface

FG2604

The ALD-D48 is the heart of an AMX integrated network lighting solution. The programmatic interface to the ALD-D48 appears similar to an AMX native device in that it utilizes a standard

AMX command set. When used with ALD dimmers and switches a complete NetLinX compatible lighting system is formed.

Each ALD-D48 can support up to 48 Vareo switches (12 buses with four switches per bus). Further, up to 10 ALD-D48s can be connected to one NetLinX master. This produces a network of control for 480 switches.



ALD-1000NS

1000 W/VA Vareo Switch

FG2604-30

The ALD-1000NS is a Vareo-Style, 1,000 W switch and is used in concert with the ALD-D48 Dimmer Interface to provide a total Network Lighting Solution. It functions much like a standard switch with an integral microprocessor that allows them to be incorporated into a lighting control system. The Vareo-Style Dimmers/Switches are useful in locations where single circuits of lighting need to be dimmed or switched on and off. Advanced features include fade on/fade off, slow fade off, and rapid full on. Vareo-Style Dimmers/Switches include a front accessible air-gap switch for safe lamp replacement. All Vareo-Style models can be installed in either single pole or 3-way applications.



ALD-1000D

1000 W/V/A Vareo Dimmer

FG2604-10

The ALD-1000D is a Vareo-Style, 1,000 W dimmer and is used in concert with the ALD-D48 Dimmer Interface to

provide a total Network Lighting Solution. It functions much like a standard dimmer with an integral microprocessor that allows them to be incorporated into a lighting control system. The Vareo-Style Dimmers/Switches are useful in locations where single circuits of lighting need to be dimmed or switched on and off. Advanced features include fade on/fade off, slow fade off and rapid full on. Vareo-Style Dimmers/Switches include a front accessible air-gap switch for safe lamp replacement. All Vareo-Style models can be installed in either single pole or 3-way applications.



ALD-VETS-R

Auxiliary Switch for Vareo Dimmers/Switches

FG2604-40

To achieve 3-way control of lights, the ALD-VETS-R is used as an auxiliary tap switch in conjunction with the Vareo-Style Dimmers/Switches. As many as nine VETS-R controls can be used with a single Vareo-Style Dimmer/Switch.



ALD-600D

600 W/V/A Vareo Dimmer

FG2604-20

The ALD-600D is a Vareo-Style, 600 W dimmer and is used in concert with the ALD-D48 Dimmer Interface to provide a

total Network Lighting Solution. It functions much like a standard dimmer with an integral microprocessor that allows them to be incorporated into a lighting control system. The Vareo-Style Dimmers/Switches are useful in locations where single circuits of lighting need to be dimmed or switched on and off. Advanced features include fade on/fade off, slow fade off, and rapid full on. Vareo-Style Dimmers/Switches include a front accessible air-gap switch for safe lamp replacement. All Vareo-Style models can be installed in either single pole or 3-way applications.



ALD-VWP-2

Lutron 2 Gang Wall Plate

FG2604-60



ALD-VWP-3

Lutron 3 Gang Wall Plate

FG2604-61



ALD-VWP-4

Lutron 4 Gang Wall Plate

FG2604-62

RADIA LIGHTING CONTROL ENCLOSURES

RDA-ENC2

Radia Lighting 2 Space Enclosure

FG606-10

FEATURES

- Supports installation of single-phase Dimmer Cards
- Provides two spaces for Radia Lighting Cards and Modules
- Six knockouts for 1/2", 3/4", and 1" conduit

DIMENSIONS (HWD): 12.00" x 6.00" x 6.00" (305 mm x 152 mm x 152 mm)

WEIGHT: 4.5 lbs (2.0 Kg)



RDA-ENC4

Radia 4 Space Enclosure

FG606-11

FEATURES

- Supports installation of single-phase Dimmer Cards
- Provides four spaces for Radia Cards and Modules
- Nine knockouts for 1/2", 3/4", and 1.00" conduit

DIMENSIONS (HWD): 12.00" x 12.00" x 6.00" (305 mm x 305 mm x 152 mm)

WEIGHT: 7.5 lbs (3.4 Kg)



RDA-ENC6

Radia 6 Space Enclosure

FG606-12

FEATURES

- Supports installation of single-phase Dimmer Cards
- Provides six spaces for Radia Lighting Cards and Modules
- 10 knockouts for 1/2", 3/4", and 1.00" conduit

DIMENSIONS (HWD): 12.00" x 18.00" x 6.00" (305 mm x 457 mm x 152 mm)

WEIGHT: 9.5 lbs (4.3 Kg)

RDA-ENC8W

8-Module In-Wall Enclosure

FG606-17

In-wall enclosure mounts between 16.00" centered studs, provides eight spaces for Radia Control Cards, Modules and Integrated Dimming Modules.

APPLICATION

- In-wall enclosure for Radia Lighting systems
- Provides eight spaces for Radia Control Cards, Modules and Integrated Dimmer Modules (except RDM-2INC and RDM-INC50)
- Supports up to 24 dimming channels per unit (4 RDD-DM6)

MOUNTING

- Installs within 16.00" centered studs or surface-mount,
- Inserts 3.25" into wall to hide conduit (knockouts included)
- Projects 4.25" away from wall for ventilation

ENCLOSURE

- Black matte metal enclosure with ventilated cover, nail plates for stud mounting
- Dimensions: approx. 37.00" x 15.25" x 7.50" (940 mm x 387 mm x 191 mm)



RDA-ENC6B and RDA-ENC12B

Radia Lighting 6 Space Enclosure with 6 or 12 Breakers

FG606-13 6 breakers, 120VAC

FG606-15 6 breakers, 240VAC

FG606-14 12 breakers, 120VAC

FG606-16 12 breakers, 240VAC

FEATURES

- Supports multi-phase wiring for one RDC-PDC Dimmer Card
- Includes six or 12 20A circuit breakers and terminals for multi-phase wiring
- Provides six spaces for Radia Lighting Modules
- Mounts RDC-PDC card in dedicated, pre-wired compartment
- 18 knockouts for 1/2", 3/4", and 1.00" conduit

DIMENSIONS (HWD): 24.00" x 18.00" x 6.00" (607 mm x 457 mm x 152 mm)

WEIGHT: 16.5 lbs, (7.5 Kg)



RADIA CONTROL CARDS

RADIA CONTROL CARD FEATURES

- Delivers digital dimming control to Radia Modules from six control ports, as well as onboard system processing, networking, and non-volatile preset memory
- Drives all channels using the same power phase
- Stores 128 onboard presets, each can use unique fade time
- Ramps using programmable fade time, from 0 to 255 seconds
- Provides up to 16 different dimming curves for precision control
- Adapts with software-driven settings for low-end dimming cutoff
- Creates system-wide and zoned presets

MOUNTING

- Installs into one Radia Lighting Enclosure space

COOLING

- Requires no fans, convection-cooled

LISTING

- UL/CUL listed for continuous-duty operation

CONTROL FORMATS

- PROlink: A 4-wire data bus that interconnects Control Cards, Integrated Dimmer Modules and wall panels. The high-speed network can operate up to 60 lighting channels (10 6-channel packs) and Wall Panels.
- AXLink: A 4-wire data bus that connects Radia Lighting Systems to AMX Access, NetLinx and Landmark Control Systems, and allows Radia lighting control to be carried over copper wiring, fiber optic cable, a computer network and the Internet.
- Closures: Each Dimmer Card can accept up to eight contact closure inputs for basic preset recall and inexpensive lighting control.



RDC-DC

Radia Control Card, 6-Channel Dimmer – Single Phase

FG606-01 120VAC
FG606-02 240VAC
FG606-03 277VAC

VOLTAGE

- Available for 120/240/277 VAC applications (3 models)



RDC-PDC

Radia Pro Control Card, Dual or 3 Phase

FG606-04 120VAC
FG606-05 240VAC

VOLTAGE

- Available for 120/240 VAC applications (2 models)

INTEGRATED DIMMER MODULES

INTEGRATED DIMMER MODULE FEATURES

- Provides intelligent system processing, networking and non-volatile preset memory
- Drives all channels using the same power phase
- Stores 128 onboard presets, each can use unique fade time
- Ramps using programmable fade time, from zero to 255 seconds
- Provides up to 16 different dimming curves for precision control
- Creates system-wide and zoned presets

MOUNTING

- Installs into two Radia Lighting Enclosure spaces

COOLING

- Requires no fans, convection-cooled

LISTING

- UL/CUL listed for continuous-duty operation

CONTROL

- PROlink: A 4-wire data bus that interconnects Dimmer Cards, Integrated Dimmer Modules and wall panels. The high-speed network can operate up to 60 lighting channels (10 6-channel packs) and Wall Panels.
- AXLink: A four-wire data bus that connects Radia Lighting Systems to AMX Access, NetLinx and Landmark Control Systems, and allows Radia lighting control to be carried over copper wiring, fiber optic cable, a computer network and the Internet.
- Closures: Each Dimmer Card can accept up to eight contact closure inputs for basic preset recall and inexpensive lighting control.



RDD-DM6

6-Channel Integrated Dimmer Module

FG606-22 120VAC
FG606-23 240VAC

LIMITED AVAILABILITY


FG606-25 277VAC

SIX 10A ONBOARD DIMMERS

- Drive all six from one 20A feed
- Split into two 20A zones, three dimmers per zone
- No digital control channels for Radia Lighting Modules

VOLTAGE

- Available for 120/240/277 VAC applications



RDD-DM4

4-Channel Integrated Dimmer Module

FG606-20 120VAC
FG606-21 240VAC

LIMITED AVAILABILITY

FG606-24 277VAC

FOUR 10A ONBOARD DIMMERS

- Drive all four from one 20A feed
- Split into two 20A feeds, 2 dimmers per feed
- Two digital control ports for Radia Lighting Modules

VOLTAGE

- Available for 120/240/277 VAC applications

RADIA DIMMER MODULES



RDM-INC
Incandescent Dimmer Module, 2,400 W
FG606-30

APPLICATION

- 20A Incandescent-compatible dimming
- General-purpose switching, no positive air gap
- 40A SCR, 350 microsecond rise time choke
- Installs in one enclosure space
- UL/CUL listed for continuous-duty operation
- Suitable for 120/240/277 VAC applications

RDM-2INC

Dual Incandescent Dimmer Module, 2,400 W (x2)
FG606-31

APPLICATION

- Dual-channel 20A Incandescent-compatible dimming
- General-purpose switching
- Dual-channel 40A SCR, 350 microsecond rise time chokes
- Installs in one enclosure space
- UL/CUL listed for continuous-duty operation
- Suitable for 120/240/277 VAC applications



RDM-INC50

Incandescent Dimmer Module, 6,000 W
FG606-32

APPLICATION

- 50A Incandescent-compatible dimming
- General-purpose switching, no positive air gap
- 50A SCR and 500 microsecond rise time choke
- Installs in two enclosure spaces
- UL/CUL listed for continuous-duty operation
- Suitable for 120/240/277 VAC applications



RDM-MDM
Multi-mode Dimmer Module, 2,400 W
FG606-36

APPLICATION

- Versatile 20A "dimming construction set" adapts to operate most fixtures, includes:
 - Solid-state 40A SCR
 - Positive air-gap general-purpose 20A relay
 - 350 microsecond choke
 - Load resistor
- Provides high-wattage (1920–6000W) level control of dimmable fixtures
- UL/CUL listed for continuous-duty operation
- Suitable for 120/240/277 VAC applications

RDM-DC

DC Module, 1,920 W, 0-12 VDC

FG606-60

Application

- Dims one circuit DC-controlled electronic fluorescent ballasts
- Ramps 0–12 VDC signal for level control
- One 20A Positive air gap relays for power
- Current sinking
- Installs in one enclosure space
- UL/CUL listed for continuous-duty operation
- Suitable for 120/240/277 VAC applications



RDM-2DC

Dual DC Module, 1,920 W (x2), 0-12 VDC
FG606-61

APPLICATION

- Dims two circuits DC-controlled electronic fluorescent ballasts
- Ramps 0–12 VDC signal for level control
- Dual 20A Positive air gap relays for power
- Current sinking
- Installs in one enclosure space
- UL/CUL listed for continuous-duty operation
- Suitable for 120/240/277 VAC applications



RDM-3DC

Triple DC Module, 1,920 W (x3), 0-12 VDC
FG606-62

APPLICATION

- Dims three circuits DC-controlled electronic fluorescent ballasts
- Ramps 0–12 VDC signal for level control
- Three 20A Positive air gap relays for power
- Current sinking
- Installs in one enclosure space
- UL/CUL listed for continuous-duty operation
- Suitable for 120/240/277 VAC applications

RADIA DIMMER MODULES



RDM-HDC
Heavy-Duty DC Module, 2,400 W, 0-12 VDC
FG606-63

APPLICATION

- Dims DC-controlled electronic fluorescent ballasts
- Ramps 0-12 VDC signal for level control
- 20A Positive air gap relay for power
- Current sourcing or current sinking
- Installs in one enclosure space
- UL/CUL listed for continuous-duty operation
- Suitable for 120/240/277 VAC applications

RDM-FDB

FDB Module, 1,920 W
FG606-65

RDM-2FDB

Dual FDB Module, 1,920 W (x2)
FG606-66

RDM-3FDB

Triple FDB Module, 1,920 W (x3)
FG606-67




RDM-HFDB
Heavy-Duty FDB Module, 2,400 W
FG606-68

APPLICATION

- 3-Wire Fluorescent Dims 3-wire FDB-style electronic fluorescent ballasts
- Provides variable phase control for dimming
- Positive air gap relay for power
- For use with Lutron FDB and ECO-10 ballasts
- Also used for fluorescent dimming with dimming interfaces by others

RADIA SWITCH MODULES



RDM-SWM
Switch Module, 20A
FG606-50

APPLICATION

- 20A positive air-gap relay
- General-purpose switching applications
- Installs in one enclosure space
- UL/CUL listed for continuous-duty operation
- Suitable for 120/240/277 VAC applications.



LIMITED AVAILABILITY

RDM-2SWM
Dual Switch Module, 20A
FG606-51

APPLICATION

- Two 20A positive air-gap relay
- General-purpose switching applications
- Installs in one enclosure space
- UL/CUL listed for continuous-duty operation
- Suitable for 120/240/277 VAC applications



LIMITED AVAILABILITY

RDM-3SWM
Triple Switch Module, 20A
FG606-52

APPLICATION

- Three 20A positive air-gap relay
- General-purpose switching applications
- Installs in one enclosure space
- UL/CUL listed for continuous-duty operation
- Suitable for 120/240/277 VAC applications



RDM-3EM
Heavy Duty Energy Management Relay Module, 20A
FG606-81

- Three 20A relays - Non-phase dependent
- On-board module microprocessors - supports relay control and sequencing
- Installs in one enclosure space
- UL/CUL listed for continuous-duty operation
- Suitable for 120/240/277 VAC applications
- Incandescent, transformer, low voltage, general purpose load types

RDM-6EM
Heavy Duty Energy Management Relay Module, 20A
FG606-80

- Six 20A relays - Non-phase dependent
- On-board module microprocessors - supports relay control and sequencing
- Installs in one enclosure space
- UL/CUL listed for continuous-duty operation
- Suitable for 120/240/277 VAC applications
- Incandescent, transformer, low voltage, general purpose load types



RADIA SWITCH MODULES

RDM-HSW

LIMITED AVAILABILITY

Heavy-Duty Switch Module, 20A

FG606-53

APPLICATION

- 20A heavy-duty positive air-gap relay
- Heavy-duty switching applications
- Installs in one enclosure space
- UL/CUL listed for continuous-duty operation
- Suitable for 120/240/277 VAC applications

RDM-2HSW

LIMITED AVAILABILITY

Heavy-Duty Dual Switch Module, 20A (x2)

FG606-54

APPLICATION

- Two 20A heavy-duty positive air-gap relays
- Heavy-duty switching applications
- Installs in one enclosure space
- UL/CUL listed for continuous-duty operation
- Suitable for 120/240/277 VAC applications

RDM-3HSW

LIMITED AVAILABILITY

Heavy-Duty Triple Switch Module, 20A (x3)

FG606-55

APPLICATION

- Three 20A heavy-duty positive air-gap relays
- Heavy-duty switching applications
- Installs in one enclosure space
- UL/CUL listed for continuous-duty operation
- Suitable for 120/240/277 VAC applications



LIMITED AVAILABILITY

RDM-DPSM

Double Pole Single Throw Module, 20A

FG606-56

APPLICATION

- 20A DPST (Double Pole Single Throw) relay switches both hot and neutral (or two hots)
- Positive air gap relay
- Recommended for controlling outdoor lighting outlets and sensitive electronics
- Installs in one enclosure space
- UL/CUL listed for continuous-duty operation
- Suitable for 120/240/277 VAC applications

RDM-ZC

Zero Cross Module, 20A

FG606-40

APPLICATION

- 20A module switches fixtures at the zero-cross point of AC waveform
- 40A solid-state SCR
- Recommended for electronic fluorescent ballasts
- Installs in one enclosure space
- UL/CUL listed for continuous-duty operation
- Suitable for 120/240/277 VAC applications



RDM-2ZC

Dual Zero Cross Module,

20 A (x2)

FG606-41

APPLICATION

- 20A dual-channel module switches fixtures at the zero-cross point of AC wave form
- Two 40A solid-state SCRs
- Recommended for electronic fluorescent ballasts
- Installs in one enclosure space
- UL/CUL listed for continuous-duty operation
- Suitable for 120/240/277 VAC applications

RDM-ZC50

Zero Cross Module, 50A

FG606-43

APPLICATION

- 50A module switches fixtures at the zero-cross point of AC wave form
- High-output solid-state SCR
- Recommended for electronic fluorescent ballasts
- Installs in one enclosure space
- UL/CUL listed for continuous-duty operation
- Suitable for 120/240/277 VAC applications

PRO DIMMER KITS



RDK-ENC6B

Radia 6-Channel Pro Dimmer Kit,
120 or 240 VAC

FG606-93K

Includes RDA-ENC6B/120 enclosure and one RDC-PDC/120 card

FG606-94K

Includes RDA-ENC6B/240 enclosure and one RDC-PDC/240 card

APPLICATION

- Supports multi-phase wiring for RDA-PDC Dimmer Card
- Includes six 20A circuit breakers 120/208 VAC, 4W+G
- Provides six spaces for Radia Lighting Modules
- Mounts RDC-PDC cards in dedicated, pre-wired compartment
- 18 knockouts for 1/2", 3/4", and 1" conduit

DIMENSIONS (HWD): 24" x 18" x 6" (607 mm x 457 mm x 152 mm)

WEIGHT: 17.5 lbs (8.0 Kg)

PRO DIMMER KITS

RDK-ENC12B

Radia 12-Channel Pro Dimmer Kit, 120 or 240 VAC

FG606-95K Includes RDA-ENC12B/120 enclosure and two RDC-PDC/120 cards

FG606-96K Includes RDA-ENC12B/240 enclosure and two RDC-PDC/240 cards

APPLICATION

- Supports multi-phase wiring for both RDA-PDC Dimmer Cards
- Includes 12 20A circuit breakers 120/208 VAC, 4W+G
- Provides six spaces for Radia Lighting Modules
- Mounts RDC-PDC cards in dedicated, pre-wired compartment
- 18 knockouts for 1/2", 3/4", and 1" conduit

DIMENSIONS (HWD): 24" x 18" x 6" (607 mm x 457 mm x 152 mm)

WEIGHT: 17.5 lbs (8.0 Kg)

RADIA PROLINK FLUSH MOUNT KEYPADS



PRO-DP8

Decor PROlink Flush Mount Keypad Panel (single gang)

FG5790-10

White

FG5790-11

Black

FG5790-12

Ivory

APPLICATION

- Controls up to 12 lighting channels
- Record/playback of five presets
- Playback-only mode for five or eight presets
- Zone select and lighting raise/lower
- Mounts in US style single-gang wall box

WEIGHT: 3.2 oz (90 g)

DIMMER ACCESSORIES



RDA-PSM

12 VDC 2.5A Power Supply Module

FG606-90

APPLICATION

- Provides 12 VDC, 2500 mA power to Radia Lighting Cards and Modules
- Unregulated, class one power supply
- Installs in one enclosure space


RDA-CKM

Dual Choke Module

FG606-92

Application

- Quiets "problem" incandescent fixtures
- Add to zones operated by Integrated Dimmer Module onboard dimmers
- Two 350 micro-second chokes



RDA-DIV

Radia Module Divider

FG606-18

APPLICATION

- Separates 110 from 277/240 Modules in Radia Lighting Enclosure
- Use if required by local code

RDA-EFP

Radia Enclosure Filler Plate

FG606-19

APPLICATION

- Required to fill open spaces in Radia Lighting Enclosures
- Installs in one enclosure space

PRO-DP16

Decor PROlink Flush Mount Keypad Panel (2 gang)

FG5790-20

White

FG5790-21

Black

FG5790-22

Ivory

APPLICATION

- Controls 60 lighting zones
- Record/playback of 11 presets
- Playback-only mode for 12 or 16 presets
- Channel select and raise/lower
- Mode select
- PGM sets panel in preset programming mode
- PCK mode allows user to select pack (one of 10 6-channel packs)
- CRV selects curve for selected channel
- LE programs low end cut-off point for selected channel
- Mounts in US style two-gang wall box

WEIGHT: 5 oz (130 g)





Camera Controllers

SYSTEM ACCESSORIES

CAMERA CONTROLLERS



AXP-PLV

PosiTrack Pilot Video Touch Panel

FG5630-80

Designed with the camera operator in mind, the PosiTrack Pilot Video Touch Panel includes a 6" color-active Touch Panel with a video display, a proportional pan/tilt/zoom joystick and focus, iris and speed controls. With the right hand on the soft wrist pad, the operator can intuitively guide the camera, and twist the joystick, to zoom the lens in and out. At the same time, a quick spin of the side-mounted control knobs is all it takes to fine-tune focus, iris and speed. Using the graphic icons displayed on the color Touch Panel, the operator can visually track and change camera movement, select cameras, store and recall presets and adjust each camera's settings. Patent Pending.

CONTROL

- Integrated proportional joystick for zoom and pan/tilt
- Side-mount wheel spins to adjust focus
- Side-mount knob control iris
- Side-mount knob trims response speed

DISPLAY

- 6" diagonal color active-matrix LCD, 320x240 pixels

INSTANT-ACCESS BUTTONS

- 12 pushbuttons, six on each side, custom engraving included

CONNECTIONS

- AXLink: 4-pin male mini-XLR for data and power

VIDEO IN

- BNC female connector (NTSC/PAL/SECAM)

ENCLOSURE: Molded plastic enclosure, blue top with gray base

DIMENSIONS [HWD]: 5.0" x 17.7" x 8.6" (126 mm x 450 mm x 217 mm)

WEIGHT: 5.65 lbs (2.56 kg)



AXP-CCS

Softwire Camera Center

FG630-31

The AXP-CCS Softwire Camera Center combines precision proportional joystick pan/tilt and lens control with interactive softwire pushbutton control. Illuminated buttons select up to six cameras with up to 24 preset shots per camera. Optional software allows 18 camera, eight preset control. Buttons are also provided for iris open, close, and automatic/manual operation. Dual joysticks provide traditional, responsive control for pan/tilt heads and lenses. The center-return joysticks deliver proportional motion and speed control for pan, tilt, zoom and focus.

CONTROL

- Softwire: 22 pushbuttons with LED feedback

CONNECTORS

- AXLink: 4-pin female mini-XLR for AXLink data/power bus

POSITION

- Two proportional joysticks
- Two joystick speed trim potentiometers

INCLUDES

- 4-pin mini-XLR male AXLink connector

DIMENSIONS (HWD): 4.0" (including joysticks) x 10.0" x 8.0"
(102 mm x 254 mm x 204 mm)

WEIGHT: 2.4 lbs (1.1 Kg)

POWER: 12 VDC 125 mA

CAMERA CONTROLLERS



AXM-CCS

Rack-Mount Software Camera Center

FG630-35

The AXP-CCS Rack-Mount Software Camera Center combines precision proportional joystick pan/tilt and lens control with interactive software pushbutton control. Illuminated buttons select up to six cameras with as many as 24 preset shots per camera. Optional software allows for 18 cameras, eight preset control. Buttons are also provided for iris open, close and automatic/manual operation. Dual joysticks provide traditional, responsive control for pan/tilt heads and lenses. The center-return joysticks deliver proportional motion and speed control for pan, tilt, zoom and focus.

CONTROL

- Software: 22 pushbuttons with LED feedback

CONNECTORS

- AXLink: 4-pin female mini-XLR for AXLink data/power bus

POSITION

- Two proportional joysticks
- Two joystick speed trim potentiometers

INCLUDES

- 4-pin mini-XLR male AXLink connector

DIMENSIONS (HWD): 3.47" x 19.0" x 4.73"
(88.1 mm x 482.6 mm x 121.9 mm)

WEIGHT: 2.43 lbs (1.1 Kg)

POWER: 12 VDC 125 mA

POSITRACK PAN/TILT HEADS

The PosiTrack Pan/Tilt Heads are fully integrated camera positioning controllers. All three models are capable of commanding a camera's pan and tilt functionality, as well as lens zoom, focus and iris features. The PosiTrack Heads provide seamless broadcast-quality control at an appealing economical price.

The PosiTrack Heads are designed with a smooth, quiet-motion analog motor drive that incorporates precision digital position sensing. Featuring a resolution of more than one million steps, each PosiTrack Head's digital encoders offer responsive speed control and enable repeatable presets that deliver pinpoint accuracy.



AXB-PT30
PosiTrack Camera Controller
FG630-60

The PosiTrack 30 is a fully integrated camera positioning controller, providing onboard control of camera pan and tilt, lens zoom, focus, and iris

functions, as well as camera CPU setup and diagnostics. Onboard processing stores up to 255 presets, of which 127 deliver status data when queried. In addition, pan and tilt limits can be set by remote control and logged into memory.

By combining precision mechanics, digital sensing, and onboard intelligence, the PosiTrack 30 can perform synchronized presets by moving all axes to arrive at the new preset location at the same time. With locked-in speed sensing, proportional motion control is a snap (you'll never have to "bump" the joystick to get the camera moving). The PosiTrack 30 is part of a network-controlled camera positioning system. Up to 250 heads can be combined with multiple panels, sources, and routing switchers that are linked by a four-wire control bus, fiber optics, or through a LAN/Internet connection. A product of AMX technology applied to the art of camera control, the PosiTrack 30 delivers out-of-sight performance and real-world value.

CONTROL PORTS

- AXLink: 4-pin locking captive-screw input for AXLink data and DC power (internal jumper for RS-232)

LENS

- DB-15 high-density female connector

CPU RS-232

- DB-9 male connector

ANGULAR TRAVEL

- Pan $\pm 174^\circ$ (348° total), Tilt $\pm 90^\circ$ (180° total)

SPEED

- Pan 35°/sec, Tilt 35°/sec

REPEATABILITY

- ± 5 arc minutes

REVERSING: Instantaneous

LIMIT STOPS: "Soft" stops, adjustable via Access programming

INCLUDES

- 4-pin locking captive-screw AXLink connector with strain relief

ENVIRONMENT:

- 32°-120° F (0°-49° C) ambient temperature

ENCLOSURE:

- Metal with matte black enamel and black anodized finish

MOUNTING PLATE:

- 3.5" (89 mm) diameter base with four tapped 1/4-20 mounting holes

DIMENSIONS:

- Camera Controller
- 7.10" x 5.70" x 4.65" (180.34 mm x 144.90 mm x 118.10 mm)
- Camera Cradle
- 4.75" x 3.75" x 6.25" (120.67 mm x 95.28 mm x 158.75 mm)

WEIGHT: 13.05 lbs (5.92 kg)

OPTIONS

- CC-CAM lens control cable (specify make and model)
- CC-CAM RS-232 camera control cable (specify make and model)
- PM-CAM Pedestal Mount
- TM-CAM Tripod Mount
- WM-CAM Flush Mount/Ceiling Mount bracket
- 12V DC power supply

POSITRACK 30 (handles camera loads up to 30 pounds/14 kg)

THREE MODELS

The PosiTrack Heads are available in two different model sizes to handle the various camera loads:

- PosiTrack 15 (handles camera loads up to 15 pounds/6.8 kg)
- PosiTrack 30 (handles camera loads up to 30 pounds/13.6 kg)



AXB-PT15
PosiTrack Camera Controller
FG630-63

POSITRACK 15 (handles camera loads up to 15 pounds/6.8 kg)

CAMERA CONTROL ACCESSORIES



WM-CAM
Wall Mount
for PosiTrack Camera Heads
FG630-41

BASE DIMENSIONS: 9.75" x 6.0" (248 mm x 152 mm)

LENGTH: 19.75" (502 mm)

WEIGHT: 7.6 Lbs (3.5 kg)

PM-CAM

Flush/Ceiling PosiTrack Pedestal Mount

FG630-42

8-inch pedestal for straight-up installation of PosiTrack heads

DIMENSIONS (HWD): 8.0" x 5.0" x 5.0" (203 mm x 147 mm x 147mm)

WEIGHT: 2.3 lbs (1.0 kg)

TM-CAM

PosiTrack Tripod Mount Adapter

FG630-43



Access Controllers

ACCESS

VIEWPOINT XPRESS 2-WAY WIRELESS SYSTEMS



LIMITED AVAILABILITY

VPX-CPNW
ViewPoint Xpress Color System
FG840-K9
NetWave 2-way 2.4 GHz RF

Combine 2-way interactive wireless ViewPoint Touch Panels, the powerful Axcnt3 Integrated Control System and our intuitive VPXpress System Software and you have the world's most versatile 2-way wireless Touch Panel system: the AMX ViewPoint Xpress System.

With six IR ports, six RS-232/422/485 ports, six I/O channels and eight relays, the Axcnt3 delivers instantaneous, intelligent control. Any number of Access Bus Controllers can be added to expand the system. The VPXpress System Software can turn a novice into a pro – automatically creating ViewPoint pop-up page graphics, as well as system software and configuration, all from a few simple menu choices.

INCLUDES:

- VPN-CP Color ViewPoint NetWave Touch Panel
- Axcnt3 Integrated Control System
- Four CC-IRC infrared emitter cables
- One CC-COM programming cable
- One ViewPoint programming adapter cable
- AXR-NWS NetWave Server
- PS 2.8 Power Supply

VIEWPOINT XPRESS 1-WAY WIRELESS SYSTEMS

Combine elegant interactive wireless ViewPoint Touch Panels, the powerful Axcnt3 Integrated Control System and our intuitive VPXpress System Software and you have the world's most versatile 1-way wireless Touch Panel system: the AMX ViewPoint Xpress System.

With six IR ports, six RS-232/422/485 ports, six I/O channels and eight relays, the Axcnt3 delivers instantaneous, intelligent control. Any number of Access Bus Controllers can be added to expand the system. The VPXpress System Software can turn a novice into a pro – automatically creating ViewPoint pop-up page graphics, as well as system software and configuration, all from a few simple menu choices.

VPX-CPIR
ViewPoint Xpress Color System
FG840-K4 **38/455 kHz IR (1-way IR)**

INCLUDES:

- VPT-CP 1-way ViewPoint Color Wireless Touch Panel
- Axcnt3 Integrated Controller
- Four CC-IRC infrared emitter cables
- One CC-COM programming cable
- One ViewPoint programming adapter cable
- AXD-IR+ Decor IR Receiver
- PS2.8 Power Supply

VPX-CP

ViewPoint Xpress Color System

FG840-K3 **418 MHz (1-way IR/RF)**
FG840-K3-304 **304 MHz (1-way IR/RF)**
FG840-K3-433 **433 MHz (1-way IR/RF)**

LIMITED AVAILABILITY

FG840-K3-310 **310 MHz (1-way IR/RF)**
FG840-K3-315 **315 MHz (1-way IR/RF)**

INCLUDES:

- VPT-CP 1-way ViewPoint Color Wireless Touch Panel
- Axcnt3 Integrated Controller
- Four CC-IRC infrared emitter cables
- One CC-COM programming cable
- One ViewPoint programming adapter cable
- AXR-RF RF Receiver
- PS 2.8 Power Supply

AXCENT 3 & AXCENT3 PRO

The Axcnt3 Integrated Access System and Axcnt3 PRO Integrated Access Control Frame set new standards for versatile, high-density multiport control. They can act as a system master or server, allowing multiple Axcnt3 units to be combined in the same system – an AMX exclusive feature. Ports have new power – IR ports can send one-way RS-232. I/O channels can provide automatic, sensed IR power control. RS-232/422/485 ports can operate at up to 115,200 baud. All ports are software configurable by Open AXCESS and AMX Studio Software.



AXCENT 3
Integrated Access System
FG5955-20

CONTROL PORTS

- Six IR/Serial/RS-232 ports (One-way RS-232 300-38,400 baud, 0-5 VDC)
- Six RS-232/422/485 ports, 9-pin male D-sub connectors (2-way 300-115,200 baud), XON/XOFF, CTS/RTS
- Eight relays (normally open) rated at 750 mA, 28 VAC/24 VDC

Six input/output channels, rated at 200 mA, contact closure or TTL logic inputs

POWER

- 600 mA @ 12 VDC (minimum; not including control cards or bus devices)

INCLUDES

- Front- and rear-panel status LEDs
- Metal tab strips for commingling adjacent relays
- Four CC-IRC emitters
- Rack-mount brackets (short)

ENCLOSURE: Metal with black matte finish

DIMENSIONS (HWD): 3.5" x 17.0" x 3.0" (88.1 mm x 432 mm x 76 mm)

WEIGHT: 5 lbs (2.3 kg)

SOFTWARE: Open AXCESS Access Configuration/Diagnostic Software

OPTIONS

- 12 VDC power supply
- CSB Cable Support Bracket
- AC-RK3 Extended Length Axcnt3 Rack Kit

AXCENT 3 & AXCENT3 PRO



AXCENT 3 PRO
Integrated Access ControlFrame
FG5955-30

CONTROL PORTS

- Six IR/Serial/RS-232 ports (1-way RS-232 300-38,400 baud, 0-5 VDC)
- Six RS-232/422/485 ports, 9-pin male D-sub connectors (2-way 300-115,200 baud), XON/XOFF, CTS/RTS
- Eight relays (normally open) rated at 750 mA, 28 VAC/24 VDC

Six input/output channels, rated at 200 mA, contact closure or TTL logic inputs

POWER

- 600 mA @ 12 VDC (minimum; not including control cards or bus devices)

INCLUDES

- Front- and rear-panel status LEDs
- Metal tab strips for comming adjacent relays
- Four CC-IRC emitters
- Rack-mount brackets (short)

ENCLOSURE: Metal with black matte finish

DIMENSIONS (HWD): 3.5" x 17.0" x 13.65"
(88.1 mm x 432 mm x 356.8 mm)

WEIGHT: 5.6 lbs (2.6 kg)

SOFTWARE: Open AXCESS Access Configuration/Diagnostic Software

OPTIONS

- 12 VDC power supply
- CSB Cable Support Bracket
- AC-RK3 Extended Length Axcent3 Rack Kit

AXB-EM232

*Enhanced Master/RS-232
Controller*

FG5909

The AXB-EM232 Enhanced Master/RS-232 Controller combines Access Master processing with one RS-232/422/485 and one RS-232 data port in a single compact enclosure. This master controller is ideal for systems that need the power of Access programming, yet only a few control ports. Applications include exhibit laser disc control, voting systems, and an AXLink/RS-232 link in distributed Access systems. The AXB-EM232 may be expanded with bus devices and CardFrames.

CONTROL PORTS

- One RS-232 port, supports CTS/RTS hardware handshaking
- One RS-232/422/485 port

INCLUDES

- Integrated master processor and features
- Front-panel setup switches and status LEDs
- One AXLink port

ENCLOSURE: Metal with black matte finish

DIMENSIONS (HWD): 1.51" x 5.55" x 6.45"
(38.4 mm x 141 mm x 163.8 mm)

WEIGHT: 1.1 lbs (495 g)

OPTIONS

- AC-RK Accessory Rack Kit

ACCESS CARDFRAMES



AXF-M/S
Access Master CardFrame
FG701-K

The AXF-M/S Access Master CardFrame remains the ideal solution for simplified system design, adaptation and support. It has 16 front-access card slots that accept slide-in control cards – one for every source controlled. Choose from nearly 30 types of control cards for virtually any requirement. All cards include LED status indicators, visible through the removable front cover.

The AXF-M/S Master CardFrame, with an AXC-EM Enhanced System Master Card, acts as a system master and 16-port controller. The AXF-M/S can support a backup AXC-EM in the Master Card 2 slot. Each Server CardFrame adds another 16 control ports to the Master Controller.

CONTROL PORTS

- 16 front-access control card slots
- 16 rear-mounted control cable jacks (16-pin)

INCLUDES

- AXC-S Server Card to manage CardFrame communication
- AXC-EM Enhanced System Master Card included with Master CardFrame
- Master Port on rear panel and on AXC-EM
- Three AXLink ports (electronically identical)

ENCLOSURE: Rack-mount metal with black matte finish

DIMENSIONS (HWD): 3.5" x 19.0" x 14.0"
(89 mm x 483 mm x 356 mm), including rack ears

WEIGHT: 5.5 lbs (2.5 kg)

AXF-S

Access Server CardFrame (with AXC-S card)

FG701-K

The AXF-S Access Server CardFrame is still the ideal solution for simplified system design, adaptation and support. It has 16 front-access card slots that accept slide-in control cards – one for every source controlled. Choose from nearly 30 types of control cards for virtually any requirement. All cards include LED status indicators, visible through the removable front cover. Each Server CardFrame adds another 16 control ports to the Master Controller.

CONTROL PORTS

- 16 front-access control card slots
- 16 rear-mounted control cable jacks (16-pin)

INCLUDES

- AXC-S Server Card to manage CardFrame communication
- Three AXLink ports (electronically identical)

ENCLOSURE: Rack-mount metal with black matte finish

DIMENSIONS (HWD): 3.5" x 19.0" x 14.0"
(89 mm x 483 mm x 356 mm), including rack ears

WEIGHT: 5.5 lbs (2.5 kg)

ACCESS CARDFRAMES



AXF-MINI

Mini-CardFrame (up to 3 AXC control cards)

FG731

Holding up to three Access control cards, the Access Mini-CardFrame fits between full CardFrames and Bus Controllers. For example, a system may need a unique combination of control cards located close to a remote camera pan/tilt/lens head. In another, the Mini-CardFrame could add three volume cards to an AXCENT2 system. A distributed system may use the unit for IR, relay and volume control in small meeting rooms. Each Mini-CardFrame adds three control ports to the Central Controller, up to 255 devices. To use as a small, stand-alone Central Controller, add an optional AXC-EM Enhanced System Master Card to the Master slot.

CONTROL PORTS

- Three front-access control card slots
- Three rear-mounted control cable jacks (16-pin)

INCLUDES

- Integrated AXC-S Server Card to manage CardFrame communication
- One AXLink port

ENCLOSURE: Wall- or rack-mount metal with black matte finish

DIMENSIONS (HWD): 1.75" x 17.0" x 13.64"

(44.5 mm x 431.8 mm x 346.5 mm)

WEIGHT: 5.5 lbs (2.5 kg)

OPTIONS

- AXC-EM Enhanced System Master Card
- CSB Cable Support Bracket



AXB-MPE+

Master Port Expander (with AXC-EM card)

FG713-10

The AXB-MPE+ Master Port Expander drives 12 independent AXLink wiring runs of up to 3,000 feet each. The Master Port Expander also includes the AXC-EM Enhanced Master Card for automatic backup processing.

CONTROL PORTS

- 12 independent AXLink bus connections
- Data In and Out RJ-11 ports for daisy-chain operation

INCLUDES

- AXC-EM Enhanced Master Card
- Front-panel setup switches and status LEDs

ENCLOSURE: Rack-Mount, metal with black matte finish

DIMENSIONS (HWD): 1.72" x 19" x 12.5"

(43.6 mm x 482.6 mm x 317.5 mm)

WEIGHT: 6 lbs (2.7 kg)

OPTIONS

- Backup AXC-EM, placed inside AXB-MPE+



AXB-SPE

Server Port Expander (requires AXB-MPE & AXB-MPE+)

FG714

The AXB-SPE Server Port Expander drives 12 independent AXLink wiring runs of up to 3,000 feet each. The Server Port Expander operates from an SPE connection with the AXB-MPE+ Master Port Expander or NXC-ME260 NetLinX Master260 Card.

CONTROL PORTS

- 12 independent AXLink bus connections
- Data In and Out RJ-11 ports for daisy-chain operation

INCLUDES

- Front-panel setup switches and status LEDs

ENCLOSURE: Rack-Mount, metal with black matte finish

DIMENSIONS (HWD): 1.72" x 19.0" x 12.5"

(43.6 mm x 482.6 mm x 317.5 mm)

WEIGHT: 6.0 lbs (2.7 kg)

ACCESS PROCESSOR CARDS



AXC-EM
Enhanced System Master Card
FG711

Fully compatible with Access software, the AXC-EM manages system operation and executes control system programs. This Enhanced Master Card can coordinate the activities of up to 255 different pieces of equipment, such as other control cards, bus controllers and various input devices. These include AMX Tiltscreens, touch panels, softwire panels, wireless receivers and custom panel interfaces.

APPLICATION

- Provides ACCESS Master processing and features to CardFrame

PROCESSOR

- Motorola 16-bit M68340

MEMORY

- Standard – 64KB; Optional – 256KB

INCLUDES

- One status LED for power and AXLink operation
- Master Program Port, male DB-9 connector
- Setup switch for Master Port baud rate, parity, stop bits, and data bits



AXC-S
CardFrame Server Card
FG705

APPLICATION

- Manages communication among control cards in CardFrame

PROCESSOR

- Motorola MC68HC705

INCLUDES

- One status LED for power and AXLink operation
- One front-mounted AXLink jack for local testing of panels and Bus Controllers
- Setup switch to set starting device number to CardFrame

ACCESS DATA CONTROL CARDS



AXC-232
RS-232/422/485 Interface Card
FG725

Many audiovisual and computer based devices can be controlled remotely by using RS-232 or RS-422 commands. The AXC-232 RS-232/422/485 Interface Card can generate a virtually unlimited number of product/function commands as they are programmed into the AXC-EM Master Card. As needs and technology changes, existing cards can be reprogrammed or new cards added, one for each device.

APPLICATION

- RS-232/422/485 data control transmit and receive

CONTROL PORT

- RS-232, RS-422/485 data port (300-38,400 baud)

INCLUDES

- Two status LED indicators for transmit and receive
- One setup switch for baud rate, parity, stop bits, and data bits
- One micro-jumper for 100 ohm RS-422 termination
- One micro-jumper for RS-422 or RS-485 operation

POWER: 125 mA @12 VDC



AXC-232++
RS-232/422/485 Interface Card
(enhanced functionality)
FG725-10

Many audiovisual and computer-based devices can be remotely controlled using RS-232 or RS-422 commands. The AXC-232++ RS-232/422 Interface Card can generate virtually unlimited numbers of product/function commands as they are programmed into the AXC-EM Master Card. As needs and technology change, existing cards can be reprogrammed or new cards added, one for each device.

APPLICATION

- Advanced RS-232/422/485 data control and receive

CONTROL PORT

- RS-232/422/485 port (300-115,200 baud), XON/XOFF, CTS/RTS

INCLUDES

- Onboard 32-bit processor and 384KB non-volatile memory
- 1,000 Byte serial input buffer; 1,000 Byte AXLink buffer
- Two status LED indicators for transmit and receive
- One setup switch for baud rate, parity, stop bits, and data bits
- One micro-jumper for 100 ohm RS-422 termination
- One micro jumper for RS-422 or RS-485 operation

POWER: 160 mA @ 12 VDC

DIMENSIONS (HXD): 2.7" x 12.8" (69.3 mm x 325.6 mm)

WEIGHT: 4.8 oz (136.1 g)



AXC-X10
X-10 Power Line Interface Card
FG747-K

The X-10 system is a unique way to control various devices in the home by sending the commands throughout the house via the built-in AC wiring. X-10 system modules can turn electric lights on and off, start and stop motors and pumps, open and close drapes, water the lawn, heat up the hot tub, and start the coffee maker. The AXC-X10 X-10 Power Line Interface Card, when used with the X-10 Power Line Interface Module, provides direct control of most X-10 modules with all the programming features of the AMX Access system. The AXC-X10 can handle up to 256 devices on each system, using all 16 house and unit codes.

APPLICATION

- Controls up to 256 devices that accept X-10 power line control commands

CONTROL PORT

- X-10 control port

INCLUDES

- Three status LEDs for online, transmit, and receive (future version)
- X-10 Power Line Interface Module model #TW-523 with cab

ACCESS DATA CONTROL CARDS



AXC-IR/S
IR/Serial Card
FG740

Most audiovisual devices, such as audio and video cassette recorders, compact disc players and tuners, can be remotely controlled by either infrared (IR) or serial data commands. The AXC-IR/S Infrared Serial Card generates programmed commands specific to each device by manufacturer, model number and function. Up to 128 functions can be programmed into each card. As needs and technology change, existing cards can be reprogrammed and new cards can be added to the system. One Infrared/Serial Card is required for each device.

APPLICATION

- Stores and transmits IR and IR/serial control commands
- Commands stored in non-volatile memory

CONTROL PORT

- IR control port with IR emitter and IR/serial connections

INCLUDES

- One status LED for transmit
- One micro-jumper sets card for No Carrier or Normal operation
- One CC-IRC or CC-SER control cable

POWER REQUIREMENT: 45mA @ 12 VDC



AXC-MIDI
MIDI Interface Card
(Musical Instrument Digital Interface)
FG745-K

The AXC-MIDI MIDI Interface Card provides control to the following devices for integration with other studio devices such as lights, volume and non-MIDI devices: Music keyboards, mixers, electronic instruments, equalizers, routing switchers, recording/reproducing decks, computers and control systems.

APPLICATION

- Controls mixers, equalizers and other devices that use MIDI communication

CONTROL PORTS

- MIDI In, Out and Through

INCLUDES

- Three status LEDs for MIDI In, Out and Thru Cable for MIDI Out

POWER REQUIREMENT: 20 mA @ 12VDC



AXC-SMP
SMPTE Time Code Card
FG744

Audio/visual events, multi-image presentations and multi-scene lighting events require a standardized method of synchronization for material during presentations and performances. The Society of Motion Picture and Television Engineers (SMPTE) has formulated an industry-wide standard by creating a digital encoding/decoding process. The AXC-SMP SMPTE Time Code Card can receive time code from any audio source such as videotape, audio reel-to-reel and cassette decks. This allows precise, simultaneous operation of Access functions and other events.

APPLICATION

- Sends and receives SMPTE time codes using line-level audio
- 1/10 second accuracy

CONTROL PORT

- SMPTE input and output

INCLUDES

- Two status LEDs for transmit and receive

POWER REQUIREMENT: 45 mA @ 12 VDC

ACCESS CONTACT CLOSURE CARDS



AXC-INP8
8 Input Card
FG785

The AXC-INP8 Switch Opto Voltage Input Card provides eight inputs that can respond to switch closures or voltage level (high/low) changes. Input signals may originate from tape transports, limit switches, foot mats or the AMX PCS Power Current Sensor. Each input may be set for either switch closure (SW) or voltage operation (VO), allowing a combination of either application on the same AXC-INP8 card. Inputs set to the switch mode share the same Access system ground. When an input is set to voltage mode, it is opto-isolated from the system and can accept AC or either polarity DC signals.

APPLICATION

- Receives switch closures or logic high-/low-frequency level changes

CONTROL PORTS

- Eight input channels, 28 VDC or 24 VAC maximum
- Input closures act as Access channel Push or Release
- Voltage level below 1.5 V is read as a logic low (Push or On)
- Inputs set to voltage operation are opto-isolated

INCLUDES

- Eight channel status LEDs
- Eight pairs of micro-jumpers change channels from switch to voltage operation



AXC-SLD
Slide Projector Control Card
(US Kodak® series)
FG720-K

The AXC-SLD Slide Projector Control Card provides commands for forward, reverse, focus in and focus out. With the optional AMX PC1 Power Controller, this card also provides AC Power on/off. Each projector requires one card, and up to 255 slide projectors can be controlled in one system with additional AMX CardFrames and cards. The AMX-SLD is designed for the Kodak series of slide projectors. It may also be used with compatible models. Two extra AUX relays are provided for additional user controls.

APPLICATION

- Relay control of US Kodak-style slide projector

CONTROL PORTS

- Five relays for Forward, Reverse, Focus in, Focus out and Power on/off
- Two auxiliary relay channels for special applications

INCLUDES

- Seven channel status LEDs
- One Kodak-style EBY control cable

POWER REQUIREMENT: 50 mA @ 12 VDC (card only)

AXCESS CONTACT CLOSURE CARDS



AXC-REL8
8 Relay Card
FG715

Devices that require a simple momentary or latching contact closure can be controlled with the AXC-REL8 Universal Eight Relay Card. This card can operate up to 8 relay-controlled functions, and cards can be linked together to allow a larger number of functions. Adjacent relays on the card may be selectively commoned to reduce device wiring.

APPLICATION

- Universal relay control; eight relays per card

CONTROL PORTS

- Eight relays, normally open, rated at 750 mA, 28 VAC/24 VDC

INCLUDES

- Eight channel status LEDs
- Eight micro-jumpers connect commons between adjacent channels
- Eight micro-jumpers change relay contacts from normally open to normally closed

POWER REQUIREMENT: 150 mA @ 12 VDC



AXC-REL14
14 Relay Card
FG716

Devices that require a simple momentary or latching contact closure can be controlled with the AXC-REL14 Universal Fourteen Relay Card. This card operates up to 14 relay-controlled functions in a dual seven-relay configuration. Each section of seven relays on the AXC-REL14 are commoned and both sections may be commoned together.

APPLICATION

- Relay control; 14 relays per card, one group of 14 relays or two groups of 7 relays

CONTROL PORTS

- 14 relays, normally open, rated at 750 mA, 28 VAC/24 VDC
- Each group of seven relays shares the same common

INCLUDES

- 14 channel status LEDs
- One micro-jumper connects commons between groups 1-7 and 8-14

POWER REQUIREMENT: 150 mA @ 12 VDC



AXC-SAV
SAV Slide Projector Control Card
(SAV series)
FG721

Kodak SAV series of 35mm slide projectors are very popular presentation devices in the international business community. The AXC-SAV Slide Card provides commands for forward, reverse, focus in, focus out and power.

Two additional relays, Aux 1 and Aux 2, are provided for optional control requirements. The power relay may be used with the AMX PC1 for 110 VAC applications of the AMX UPC20 for 110/220 VAC use.

APPLICATION

Relay control of Kodak SAV-style slide projector

CONTROL PORTS

Five relays for Forward, Reverse, Focus in, Focus out and Power on/off
Two auxiliary relay channels for special applications

INCLUDES

Seven channel status LEDs

AUDIO CONTROL CARDS



AXC-VOL
2-Channel Volume Control Card
FG755

The AXC-VOL 2-Channel Volume Control Card provides stereo or dual mono channel control and is programmable for up to 32 preset levels. Ramp speed is also programmable. To accommodate both professional and consumer devices, the card accepts either balanced or unbalanced audio connections. Output levels for each channel can be displayed on AMX Software Panels and/or Touch Panels for monitoring during operation.

APPLICATION

- Stereo or two-channel mono opto-isolated line-level audio level control

AUDIO PORTS

- Two line-level volume control channels, balanced or unbalanced operation
- 0 to -72 dB attenuation, 128-step range, THD at less than 0.008[[[%]]]
- Nominal input level from -10 to +4 dBm

INCLUDES

- Two status LEDs for channel 1 or 2 level change
- Two micro-jumpers for 600 ohm termination
- Two potentiometers for audio gain adjustment

VOLTAGE RAMP CARDS



AXC-PTI
Pan/Tilt Interface Card
(requires high power DC supply)
FG768

Closed circuit television (CCTV) and teleconferencing applications often require that the audiovisual control system monitor display each camera's position, as well as move them to cover participants or scenes. The AXC-PTI Pan/Tilt Interface Card mounts in an AMX CardFrame and controls voltage provided by an external power supply to drive the pan/tilt unit in any direction. Movement commands may also originate from computers, automatic microphone mixers and other sources, as long as they are properly interfaced to an Access control system.

APPLICATION

- High-current DC motor control of pan/tilt heads with 10-bit, 1,024-step resolution

CONTROL PORTS

- Pan and tilt direct motor control from external 24 VDC max power supply, 1 A
- Potentiometer inputs to read pan and tilt positioning

INCLUDES

- Two status LEDs for channel 1 or 2 level change
- One input for 12 or 24 VDC power supply



AXC-VAI2
Voltage Output/Analog Input Card
(2 voltage outputs, 2 analog inputs)
FG737

The AXC-VAI2 Voltage Input/Output Card provides two DC voltage outputs and two DC voltage/potentiometer inputs. Typical applications include the control of CCTV lenses (DC drive/pot), teleconferencing lenses (voltage reference), or small DC motors up to 60 mA current. It may be used whenever a DC voltage ramp and/or an analog-to-digital conversion of DC voltage or resistance is required.

APPLICATION

- Low-current DC motor control of lenses or motors with 8-bit, 256-step resolution
- Supports voltage/reference or potentiometer positioning control

CONTROL PORTS

- Zoom and focus direct motor/reference control, -12 to +12 VDC, 60 mA
- Potentiometer inputs to read zoom and focus positioning

INCLUDES

- Two status LEDs for channel 1 or 2 level change
- 10 potentiometers for voltage level, range, and centering
- Two micro-jumpers select voltage or potentiometer mode for each input channel
- One micro-jumper selects center or low positioning on power-up



AXC-VG24
Voltage Ramp Generator Card
(24 VDC)
FG736

APPLICATION

- 24 VDC ramp control of dimmers, lenses, or small motors, 8-bit, 256-step resolution

CONTROL PORTS

- Four DC ramp outputs, 0 to +24 VDC, 10 mA
- Four relay channels (optional), rated at 750 mA, 28 VAC/24 VDC

INCLUDES

- Four status LEDs for channels 1-4 level change
- Four groups of four potentiometers for voltage center, range for each channel



AXC-VRG4
Voltage Ramp Generator Card
(12 VDC)
FG735

Certain applications require a variable low-current DC voltage to operate light dimmers, camera pan/tilt units and motor speed controls. The AXC-VRG4 Voltage Ramp Generator Card can be programmed to provide a variable voltage ramp from -12 to +12 VDC in 256 discrete steps. Preset positions or voltage levels can be stored for later recall and can be sent to the four independent outputs as required. Potentiometers are included for coarse and fine adjustment of range and level centering. The AMX AXC-EXTN Extender Card is recommended when on-site adjustment is desired.

APPLICATION

- 12 VDC ramp control of dimmers, lenses, or small motors, 8-bit, 256-step resolution

CONTROL PORTS

- Four DC ramp outputs, -12 to +12 VDC, 10 mA
- Auxiliary DC on/off output (optional), adjustable to +12 VDC, 10 mA

INCLUDES

- Four status LEDs for channels 1-4 level change
- Four groups of four potentiometers for voltage center, range for each channel

SPECIAL APPLICATION CARDS



AXC-EXTN
Extender Card
FG760

APPLICATION

- Extends any Access Control Card for service or testing
- Allows installer to troubleshoot operation while card is installed



AXC-TEMP
Temperature Control Card
FG749-K

The AXC-TEMP Temperature Control Card provides control and power for the RTS1 Room Temperature Sensor. The RTS1 provides precision temperature sensing for the AXT-TEMP.

APPLICATION

- Receives data from up to four RTS-1 Room Temperature Sensors
- Temperature range of 0° to 250° F (-18° to 120° C)

CONTROL PORTS

- Four inputs for RTS-1 sensors

INCLUDES

- Four jumpers set each channel for Fahrenheit or Celsius operation
- One potentiometer per channel calibrates temperature readings from sensor
- One jumper for raw A/D values on all four channels
- One RTS-1 sensor

ENCLOSURE: Metal, off-white finish

DIMENSIONS (HWD): 4.5" x 2.75" x 9" (114 mm x 70 mm x 23 mm)

WEIGHT: 3.2 oz. (91 g)

DATA CONTROLLERS



AXB-232++
RS-232/422 Interface
(enhanced functionality)
FG5761-10

While this controller can serve as a conventional RS-232/422 control port, it is also able to run its own Access application program – an exclusive AMX product feature. Source specific programming, such as video switchers, laserdisc players and video codecs, can be handled by the AXB-232++ to deliver a modular solution for system programming.

CONTROL PORT

- RS-232/422/485 port (300-115,200 baud), XON/XOFF, CTS/RTS

BUFFERS

- 1,000 byte serial input buffer; 1,000 byte AXLink buffer

INDICATORS

- Three status LEDs indicate transmit, receive, and AXLink

ENCLOSURE: Metal with black matte finish

DIMENSIONS (HWD): 1.51" x 5.55" x 5.45" (38 mm x 140 mm x 140 mm)

WEIGHT: 1.1 lbs (499 g)

OPTIONS

- AC-RK Accessory Rack Kit
- CC-232 Control Cable



AXB-DMX512
DMX512 Interface
FG5927

The AXB-DMX512 creates a bi-directional DMX512-to-AXLink connection, transmitting and receiving up to 512 DMX channels. Onboard processing and memory create as many as 96 channel groups, eight faders, and 72 presets (284 by adding extended memory), as well as soft-patch channels. A DMX lighting board can operate in tandem with the AXB-DMX512, generate levels for storing presets, or bypass the AXB-DMX512 for direct control of channels.

CONTROL PORTS

- DMX512 transmit and receive

INCLUDES

- Front-panel setup switches and status LEDs
- Internal jumper select AXLink or RS-232 operation

ENCLOSURE: Metal with black matte finish


DIMENSIONS (HWD): 1.51" x 5.55" x 5.45"

(38.4 mm x 141 mm x 138.4 mm)

WEIGHT: 1.1 lbs (499 g)

OPTIONS

- AC-RK Accessory Rack Kit



AXB-DTMF+
DTMF Interface
FG946

The AXB-DTMF+ provides a complete telephone control interface for AMX systems. In addition to the transmission and reception of DTMF tones, the unit can detect whether the line or extension phone is off-hook, recognize distinctive ring patterns, check for incoming calls, and monitor Caller ID data.

CONTROL PORTS

- Phone line RJ-11 jack, extension line RJ-11 jack
- RCA unbalanced line-level audio in and out with input level adjustment

INCLUDES

- Front-panel setup switches and status LEDs
- Micro-jumpers for auto-answer mode and line type

ENCLOSURE: Metal with black matte finish

DIMENSIONS (HWD): 1.51" x 5.55" x 6.45"

(38.4 mm x 141 mm x 163.8 mm)

WEIGHT: 1 lb (454 g)

OPTIONS

- AC-RK Accessory Rack Kit



AXB-IRS4
IR/Serial Interface, 4 Ports
FG5914

The AXB-IRS4 operates as an AXLink bus device or as an independent RS-232-to-IR interface. The four IR ports can be set up for IR or wired serial operation. Any two ports can send commands at the same time; internal firmware stacks any remaining IR pulses and executes them in sequence. Each unit emulates four AXLink devices.

CONTROL PORTS

- Four IR/serial ports
- One AXLink or one RS-232 port (300–19,200 baud) to receive external control commands

INCLUDES

- Battery-backed IR memory, up to 200 commands per port
- Front-panel setup switches and status LEDs
- Two CC-IRC or CC-SER emitters

ENCLOSURE: Metal with black matte finish

DIMENSIONS (HWD): 1.5" x 5.5" x 5.5" (38 mm x 140 mm x 140 mm)

WEIGHT: 1.1 lbs (499 g)

OPTIONS

- AC-RK Accessory Rack Kit

DATA CONTROLLERS



AXB-MIDI
MIDI Interface
FG5913

The versatile AXB-MIDI can receive data from two independent MIDI IN (A, B) ports to provide automated control of audio mixers, routers and other MIDI-compatible devices. MIDI "IN A" and "IN B" are combined with "THRU" and "OUT," which can be re-patched under software control. System-generated MIDI commands are sent to "OUT."

CONTROL PORTS

- MIDI IN A, MIDI IN B, MIDI OUT, MIDI THRU

INCLUDES

- Five LEDs for AXLink, MIDI A IN, B IN, OUT, and THRU
- Front-panel setup switches and status LEDs

ENCLOSURE: Metal with black matte finish

DIMENSIONS (HWD): 1.51" x 5.55" x 5.45"
(38.4 mm x 141 mm x 138.4 mm)

WEIGHT: 1 lb (454 g)

POWER: 12V DC, 100 mA

OPTIONS

- AC-RK Accessory Rack Kit



AXB-TC
Television Controller
FG5928

Extend Access control to a television, video projector or any other IR-controlled device with the AXB-TC. This compact, low-cost TV Controller simplifies system operation with onboard logic for power and channel selection.

CONTROL PORTS

- IR port for IR emitter or IR serial cable
- Input for closure or multi-sync scan sensing (15-75 kHz)

INCLUDES

- Front-panel setup switches and status LEDs
- CC-XPS external frequency sensor CC-IRC emitter
- Micro-jumper for frequency or closure-sensing input

ENCLOSURE: Molded plastic with black matte plastic

DIMENSIONS (HWD): 1.29" x 3.33" x 5.34"
(32.7 mm x 84.5 mm x 135.6 mm)

WEIGHT: 6 oz (170 g)

OPTIONS

- PCS Power Current Sensor
- PCS2 Dual Power Current Sensor
- VSS2 Video Sync Sensor
- SE-TC Security Enclosure



AXB-PCCOM
AXLink to PC Communications
Port Interface
FG5773

The AXB-PCCOM converts commands from a personal computer's RS-232 COM port to AXLink control operations, emulating up to four AXLink panels. This translates into as many as 1,020 channels and 32 level displays.

CONTROL PORT

- One RS-232 port (300-38,400 baud), supports hardware handshaking

INCLUDES

- One DB-9 male connector for PC COM port
- Setup switches and status LEDs

ENCLOSURE: Metal with black matte finish

DIMENSIONS (HWD): 1.0" x 5.26" x 3.75"
(25 mm x 133.7 mm x 95.3 mm)

WEIGHT: 8.6 oz (244 g)



AXB-TCR
Television Controller/Receiver
FG5928-01

Nearly identical to the AXB-TC, the AXB-TCR includes a low-frequency IR sensor to receive commands from low-frequency AMX wireless IR transmitters.

CONTROL PORTS

- IR port for IR emitter or IR serial cable
- Input for closure or multi-sync scan sensing (15-75 kHz)
- Internal low-frequency (38 kHz) IR sensor for AMX IR transmitters

INCLUDES

- Front-panel setup switches and status LEDs
- CC-XPS external frequency sensor
- CC-IRC emitter
- Micro-jumper for frequency or closure-sensing input

ENCLOSURE: Molded black matte plastic

DIMENSIONS (HWD): 1.29" x 3.33" x 5.34"
(32.7 mm x 84.5 mm x 135.6 mm)

WEIGHT: 6 oz (170 g)

OPTIONS

- PCS Power Current Sensor
- PCS2 Dual Power Current Sensor
- VSS2 Video Sync Sensor
- SE-TC Security Enclosure



AXB-TM5
Television Manager (38/455 kHz IR)
FG5690

The AXB-TM5 is an intelligent, microprocessor-controlled, video routing and control system. Mounted near a television monitor or video projector, the Television Manager provides media source selection and control management via remote control. It acts as a local Access controller and receiver for a wireless AMX Touch Panel.

FEATURES

- Receives Pioneer IR barcode wand (models LDV-2200 and CLD-2400) commands.
- IR control port for television receiver/projector control.
- Receives Pioneer IR barcode wand (models LDV-2200 and CLD-2400) commands.
- IR control port for television receiver/projector control.
- External sensor (CC-XPS) that detects horizontal scanning frequency to determine on/off status, up to 65 kHz.
- Four solid-state Input/Output (I/O) ports for local applications.

ENCLOSURE: Plastic with black matte finish

DIMENSIONS (HWD): 1.5" x 5.1" x 5.27"
(38.1 mm x 129.3 mm x 133.9 mm)

WEIGHT: 11 oz (312 g)

OPTIONS

- IRX-SM+/DM+ IR Sensor
- PCS/PCS2 Power Current Sensors



AXB-TMC
Television Manager with Clock
FG689-01

The AXB-TMC provides advanced television control, as well as an easy-to-read clock complete with a versatile alphanumeric LED display. The characters, at 1.25" tall, can be viewed during the day, as well as programmed to display time and seconds, start a countdown, and write static or scrolling text messages. The built-in RS-232 port can take control of local switchers, projectors and other electronic sources. The port can also be used for direct, external RS-232 control in non-AXLink applications.

CONTROL PORTS

- One IR port, with connections for IR emitter or IR/serial One RS-232 port (300-38,400 baud)
- External DB-9 male connector
- Four TTL input/output channels Digital frequency scan sensing, from 15-65 kHz Internal high- and low-frequency (455 kHz or 38 kHz) IR sensors for Access IR panels
- Data input for remote Access IRX- sensors

INCLUDES

- Front-panel status LEDs
- Protected setup switches (covered by right side bracket)
- Programmable response status LED
- One CC-XPS external frequency scan sensor
- One CC-IRC emitter

CLOCK DISPLAY:

- 1.2" x 5.4" red LED matrix display shows time of day, count down/up timers, and static or scrolling text

ENCLOSURE: Metal with black matte finish

DIMENSIONS (HWD): 1.74" x 4.06" x 10.63"
(44.2 mm x 103.1 mm x 270 mm)

WEIGHT: 1.2 lbs (544.3 g)

OPTIONS

- CS Power Current Sensor
- PCS2 Dual Power Current Sensor
- VSS2 Video Sync Sensor
- IRX-SM+ or IRX-SD+ IR sensor increase coverage
- TMX-RK Rack Kit
- TMX-CB Cable Security Bracket
- TMX-SM Flush Mounting Kit
- CC-SER IR Serial Cable
- CC-232 RS-232 Control Cable

DATA CONTROLLERS



AXB-TMX+

Television Manager

FG689

The AXB-TMX+ provides the same features as the AXB-TMC, but without the clock display. The built-in RS-232 port of the AXB-TMX+ can take control of local switchers, projectors and other electronic sources. It can also be used for direct, external RS-232 control in non-AXLink applications.

CONTROL PORTS

- One IR port, with connections for IR emitter or IR/serial
- One RS-232 port (300-38,400 baud), external DB-9 male connector
- Four TTL input/output channels
- Digital frequency scan sensing, from 15-65 kHz
- Internal high- and low-frequency (455 kHz or 38 kHz) IR sensors for Access IR panels
- Data input for remote Access IRX- sensors

INCLUDES

- Front-panel status LEDs
- Protected setup switches (covered by right side bracket)
- Programmable response status LED
- One CC-XPS external frequency scan sensor
- One CC-IRC emitter

ENCLOSURE: Metal with black matte finish

DIMENSIONS (HWD): 1.74" x 4.06" x 10.63"

(44.2 mm x 103.1 mm x 270 mm)

WEIGHT: 1.0 lbs (453.5 g)

OPTIONS

- PCS Power Current Sensor
- PCS2 Dual Power Current Sensor
- VSS2 Video Sync Sensor
- IRX-SM+ or IRX-SD+ IR sensor increase coverage
- TMX-RK Rack Kit
- TMX-CB Cable Security Bracket
- TMX-SM Flush Mounting Kit
- CC-SER IR Serial Cable
- CC-232 RS-232 Control Cable

AUDIO CONTROLLERS



AXB-VOL3

3-Channel Volume Controller

FG5756

The AXB-VOL3 controls three audio volume channels. Each line-level channel, opto-isolated from system ground, can be configured for balanced or unbalanced line operation. It is programmable for 128 steps of audio level, audio mute, variable ramp speed and level presets.

AUDIO PORTS

- Three independent line-level audio in and out ports, balanced or unbalanced
- THD of less than 0.008[[[%]], -72 dB at full attenuation (mute)

INCLUDES

- Front-panel setup switches and status LEDs
- Resistors for 600 ohm termination

ENCLOSURE: Metal with black matte finish

DIMENSIONS (HWD): 1.51" x 5.45" x 5.45"

(38.4 mm x 141 mm x 138.4 mm)

WEIGHT: 1.1 lbs (499 g)

OPTIONS

- AC-RK Accessory Rack Kit

CONTACT CLOSURES CONTROLLERS



AXB-REL8
Relay Controller
FG5774

The AXB-REL8 controls closure-activated devices, acting as an eight-channel relay control port on the AXLink bus.

CONTROL PORTS

- Eight relays, normally open, rated at 750 mA, 28 VAC/24 VDC

INCLUDES

- Front-panel device addressing switches and status LEDs
- Metal tab strips for communing adjacent relays

ENCLOSURE: Metal with black matte finish

DIMENSIONS (HWD): 1.5" x 5.5" x 5.5" (38 mm x 140 mm x 140 mm)

WEIGHT: 1.1 lbs (499 g)

OPTIONS

- AC-RK Accessory Rack Kit



AXB-SLD
Slide Controller
FG5777-10

The AXB-SLD controls the forward, reverse, focus and power functions of any Kodak Ektagraphic® or compatible slide projector.

CONTROL PORTS

- Four relays, configured for forward/reverse, and compatible with EC-3 remote for focus-in and focus-out
- Switched power receptacle for up to 1200 W, 120 VAC

INCLUDES

- Front-panel device address switches and status LEDs
- Front-panel on/off control button
- One Kodak-style EBY projector control cable

ENCLOSURE: Metal with black matte finish

DIMENSIONS (HWD): 1.51" x 5.55" x 5.45"
(38.35 mm x 140.97 mm x 138.43 mm)

WEIGHT: 1.6 lbs (737 g)

OPTIONS

- AC-RK Accessory Rack Kit



Landmark Controllers

LANDMARK

LANDMARK CARDFRAMES

PLB-CF10

Cardframe with 10 Card Slots and 16 Port Hub

FG993

FEATURES

- Holds up to 10 control cards
- Acts as system master with Master Control Card
- Operates interactively over high-speed Ethernet connection to system PC with PHAST software and PLC-MCU Card
- Distributes PHASTLink from 15-port PHASTLink data hub

CARD SLOTS

- 10 rear-access slots

HUB LINK

- 2 RJ-45 ports to hubs and Cardframes

PHASTLINK

- 15 RJ-45 PHASTLink ports

DIP SWITCH

- Sets Cardframe device number

DIMENSIONS (HWD): 5.56" x 17.13" x 15.25"

(141.2 mm x 435.1 mm x 387.4 mm)

WEIGHT: 19.8 lbs (9.0 kg) (w/o cards)

POWER: 110/220 VAC, 50/60 Hz, 100 mA (w/o cards)

ACCESSORIES

- PM-RAC Rack-Mount Kit, requires 3 rack spaces (5.25")

PLB-CF2

Cardframe with 2 Slots

FG718

FEATURES

- Holds up to two control cards
- Acts as system master (with MCU card) or adds two control cards to an existing system
- Operates interactively over high-speed Ethernet connection to system PC with PHAST software (with MCU card)
- Distributes control from PHASTLink ports, supports up to 10 devices and one keypad in Master mode

CARD SLOTS

- Two rear-access slots

PHASTLINK

- Two RJ-45 ports

DIP SWITCH

- Sets Cardframe device number

LED INDICATORS:

- Red Link LED on front
- Red Power LED on front
- Green Data LED on back
- Red DIAG (diagnostic) LED on back

DIMENSIONS (HWD): 2.0" x 6.3" x 13.5" (50 mm x 159 mm x 336 mm)

WEIGHT: 3.5 lbs (1.6 kg) w/o card

POWER: 40 mA w/o cards, 1.5 A 12 VDC power supply included

ACCESSORIES

- PM-RAC2 PLB-CF2 Rack-Mount Kit (holds 2)

LANDMARK MASTER CARDS

PLC-MCU4

4MB Master Control Card

FG754

APPLICATION

- Master system processing and memory one required per system

PHASTLAN

- RJ-45 Ethernet 10baseT port to system PC

MEMORY

- 4MB Flash
- 4MB SRAM

POWER: 480 mA

LANDMARK CONTROL CARDS

PLC-AMX

AMX Emulation Card

FG0751

APPLICATION

- Link up to 255 Access devices

AXLINK

- 4-pin AXLink data/power bus

PROGRAM

- 9-pin male D-Sub programming connector

POWER

- 130 mA (card itself, additional power may be needed for devices)

PLC-IN7

7-Contact Input Card

FG0741

APPLICATION

- Sense closures or TTL voltage changes

INPUTS

- 1-7: 7 inputs, closure or 0-5 VDC voltage change

POWER

- +12 and +5 VDC power for accessories, 1 A max

WIRING

- 16-pin screw terminal

POWER

- 25 mA (May need additional power to operate connected devices)

PLC-IRIN

IR Input Card

FG0729

APPLICATION

- Accepts Landmark IR commands from up to 3 sensors

IR IN 1-3

- Three inputs for industry-standard IR sensors

WIRING

- Three 3-pin screw terminals for sensor data and power

POWER

- 45 mA

LANDMARK CONTROL CARDS

PLC-IROUT

IR Output Card

FG0734

APPLICATION

- Control of IR-format sources

PORTS 1-4

- 4 outputs, IR or wired IR up to 10 MHz

WIRING

- 4 mini-phono jacks for emitter or wired IR cable

POWER

- 75 mA

PLC-RL8

8-Relay Card

FG0722

APPLICATION

- Control closure-activated sources

RELAYS 1-8

- 8 dry-contact relays, 1 A @ 30 VDC

JUMPERS

- Set relays to NC/NO operation

WIRING

- 6-pin screw terminal

POWER

- 360 mA



PLC-SER

Dual Port RS-232 / Single Port

RS-485 Card

FG0739

APPLICATION

- Bi-directional serial control

PORT 1

- RS-232/422/485, 300-56,000 baud, CTS/RTS

PORT 2

- RS-232, 300-56,000 baud, CTS/RTS

WIRING

- 2 9-pin male D-Sub connectors

POWER

- 80 mA

LANDMARK EXPANSION FRAME



PLB-HUB2

Modular Expansion Frame

FG990-10

FEATURES

- Accepts up to three PHAST hub-style cards
- Includes 300W power supply and advanced power conditioning

HUB SLOTS: 3

DIMENSIONS (HWD): 5.56" x 17.13" x 15.25"

(141 mm x 435 mm x 387 mm)

WEIGHT: 16.2 lbs (7.3 kg)

POWER: 110/220 VAC, 50/60 Hz

Internal 12 VDC conditioned power supply, 13 A max

ACCESSORIES

PM-RAC Rack-Mount Kit, requires 3 rack spaces (5.25")

CONFIDENTIAL INFORMATION © 2003 AMX Corporation. All rights reserved. AMX and the AMX logo are all trademarks of AMX Corporation. AMX reserves the right to alter specifications without notice at any time. AMX does not assume responsibility for any errors or omissions.

LANDMARK HUB AND AV MATRIX CARDS

PLH-MIC

Microphone Hub Card, 8 PHASTLink and MIC Ports

FG936

FEATURES

- Supports up to eight PHASTLink wiring runs, each running up to 1000 feet, with up to 10 devices per port
- Receives balanced-line audio from PLK-DMS and PLK-IMS LCD keypads, using one keypad per PHASTLink port
- Transmits unbalanced line-level audio to PHAST audio switcher
- Links to PHAST Cardframe and other hub cards via Hub In and Hub Out ports

HUB IN AND OUT

- RJ-45 Hub In port
- One RJ-45 Hub Out port

PHASTLINK 1-8

- Eight RJ-45 PHASTLink ports

MIC 1-8

- RCA female line-level audio output



PLH-VS8

8X8 Composite Video Switch, 8 VSS inputs

FG901

FEATURES

- Routes eight video inputs to eight video outputs
- Distributes any input to any combination of outputs while maintaining signal level
- Cascades with other PLH-VS8 cards in the same enclosure to provide 16x16 or 24x24 video matrix switching
- Senses presence of video at each input to act as a trigger for system events
- Links to PHAST system over PHASTLink data bus

VIDEO IN

- Eight RCA female video inputs

VIDEO OUT

- Eight RCA female video outputs

PHASTLINK

- Two RJ-45 PHASTLink ports

PLH-RPT

Hub Card, 15 PHASTLink Ports

FG0937

FEATURES

- Supports up to 15 PHASTLink wiring runs, each running up to 1,000 feet of CAT-5 cable, driving up to 10 devices
- Links to PHAST CardFrame and other hub cards via Hub In and Hub Out ports

HUB IN AND OUT

- One RJ-45 Hub In port
- One RJ-45 Hub Out port

PHASTLINK 1-15

- 15 RJ-45 PHASTLink ports

PLB-AS8

8x8 Stereo Audio Switch

FG991-10

FEATURES

- Routes eight stereo line-level audio inputs to eight stereo line-level outputs
- Distributes any input to any combination of outputs
- Full pre-amp control for volume, balance, mute, loudness, bass, and treble for each channel
- Senses presence of signal at each input to act as a trigger for system events
- Provides interactive control and feedback with PHAST system

INPUTS

- 16 RCA line-level inputs

OUTPUTS

- 16 RCA line-level outputs

PHASTLINK

- Two RJ-45 PHASTLink ports

DIMENSIONS (HWD):

- 5.56" x 17.13" x 15.25" 3 RU (141.2 mm x 435.7 mm x 387.4 mm)

WEIGHT:

- 16.7 lbs (7.58 kg)

POWER:

- 110/220 VAC, 50/60 Hz, 208 mA

ACCESSORIES

- PM-RAC Rack-Mount Kit, requires 3 rack spaces (5.25")

PLB-AS16

16x16 Stereo Audio Switch

FG992-10 (110V)

FG992-11 (220V)

FEATURES

- Routes 16 stereo line-level audio inputs to 16 stereo line-level outputs
- Distributes any input to any combination of outputs
- Full pre-amp control for volume, balance, mute, loudness, bass, and treble for each channel
- Senses presence of signal at each input to act as a trigger for system events
- Provides interactive control and feedback with PHAST system

INPUTS

- 32 RCA line-level inputs

OUTPUTS

- 32 RCA line-level outputs

PHASTLINK

- Two RJ-45 PHASTLink ports

DIMENSIONS (HWD):

- 5.56" x 17.13" x 15.25" (141.2 mm x 435.7 mm x 387.4 mm)

WEIGHT:

- 18.4 lbs (8.3 kg)

POWER:

- 110 or 220 VAC, 50/60 Hz, 204 mA

ACCESSORIES

- PM-RAC Rack-Mount Kit, requires 3 rack spaces (5.25")



PLB-AMP8

8-Channel Audio Amplifier

FG990

FEATURES

- Provides eight amplified audio channels in four stereo pairs, 63 watts RMS per channel
- Accepts line-level audio inputs
- Responds to PHASTLink commands for output level and muting
- Displays channel level on rear-panel display
- Channel select and level buttons allow local gain adjustment
- Saves master gain levels in memory to balance outputs or limit gain
- Stable output into four ohms

CHANNELS:

- Eight

LEVEL STEPS:

- 100-step resolution

MANUAL SETUP:

- LED level display, channel select, level buttons

AUDIO 1-8 INPUTS:

- Eight RCA female phono jacks

SPEAKER 1-8 OUTPUTS:

- Eight Terminal speaker binding posts

WIRING:

- Two RJ-45 PHASTLink ports

S/N RATIO:

- > 92db

THD:

- < .03[[%]]

OUTPUT POWER:

- 63 watts RMS per channel (8 ohms)

RESPONSE:

- 20 Hz to 20 kHz

DIMENSIONS (HWD):

- 5.56" x 17.13" x 15.25" (141.2 mm x 435.1 mm x 387.4 mm)

WEIGHT:

- 37.4 lbs (16.96 kg)

POWER:

- 110/120 VAC, 50/60 Hz, 4.2 A

ACCESSORIES

- PM-RAC Rack-Mount Kit, requires 3 rack spaces (5.25")

LANDMARK BUS BOX CONTROLLER

PMB-TCC

Television Control Center

FG692

Includes cables.

PMB-IRI

Mini IR Input Box

FG0634

Includes cables.

LANDMARK KEYPADS



PLK-DMS

Direct Menu Select Keypad

FG2405-01	White
FG2405-02	Black
FG2405-03	Ivory
FG2405-04	Almond

Displays multiple pages of menus under program control offering new control options, lists of CD titles, time, date, temperature and other applications.

FEATURES

- Scrolls through lists from two up and down arrow buttons
- Selects menu options from six buttons alongside the menu
- Accesses lighting on/off, dimming and other programmable functions from the large LED button
- Provides audio to intercom from internal condenser microphone (requires a discrete home-run cable per panel and additional audio components)
- Includes built-in temperature sensor
- Links to Landmark and NetLinX systems over PHASTLink data bus

MENU TEXT

- Large (approx. 10 characters, 6 lines)
- Small (approx. 15 characters, 12 lines)

WIRING:

- 2 RJ-45 PHASTLink ports

FACEPLATE DIMENSIONS (HWD):

- 4.5" x 3.44" x 0.31" (65 mm x 88 mm x 8 mm)

BACK BOX DIMENSIONS (HWD):

- 2.56" x 2.0" x 1.5" (65 mm x 51 mm x 38 mm)

WEIGHT:

- 4.6 oz (130 g)

POWER:

- 150 mA, Supplied by PHASTLink

PLK-DIAG

Landmark DMS Diagnostic Keypad

FG2405-20



PLK-SB

1-and 2-Button Flush Mount Keypads

FG2406-10	White Decora style
FG2406-11	Black Decora style
FG2406-12	Ivory Decora style

SIMPLE SOLUTION

Some areas of the home and office require just a simple touch of control. The PLK-SB Keypad from AMX provides a convenient, versatile, cost-effective option for achieving effortless control of virtually anything through an AMX Control System. AMX Keypads are ideal for basic control features, offering the end user a simple-to-understand control and automation solution.

SYSTEM READY

Fully interactive with the AMX Control System, the PLK-SB Keypad communicates over the ICSNet and PHASTLink control networks. The NetLinX module required for ICSNet use is available for download from www.amx.com. The keypad networks with connected devices to deliver instant control of lights, automated window treatments, thermostats, audio/video components, intercoms and more. Programmed presets and macros can be incorporated for added luxury of home and efficiency in the office. (Downloadable NetLinX Module required / Landmark ready)

FEATURES

- Interacts with AMX systems, launching automated response from button press and release, with LED on/off feedback
- Can be used as 1-button or 2-button style — all plastics included for on-site configuration
- Each button contains a programmable LED that may be used to indicate on or off state
- Decora-style form factor
- Uses standard Decora-style face plates (not included)
- Available in white, black or ivory
- Connects to AMX Control Systems over ICSNet/PhASTLink interface

WIRING

- Two (2) RJ-45 ICSNet ports

POWER:

- 30 mA

DIMENSIONS (HWD):

- 4.23" x 1.67" x 0.85"
(10.74 mm x 4.24 mm x 2.15 mm)

WEIGHT:

- 0.15 oz (7 g)

LANDMARK KEYPADS



PLK-MSP8

Decor 8-Button Mini-Softwire Panel

PFG790-08 *White Decora style
(1 bargraph, 1 gang)*

PFG790-09 *Black Decora style
(1 bargraph, 1 gang)*

PFG790-10 *Ivory Decora style
(1 bargraph, 1 gang)*

FEATURES

- Provides up to eight control buttons with LED feedback and one 8-segment LED bargraph display.
- Mounts into most US-style single-gang wall boxes
- Connects to ICSNet or PHASTLink control network

INCLUDES

- Custom engraving
- Button layout
- Overlay

WIRING

- Two RJ-45 PHASTLink ports

POWER:

- 47 mA, supplied by PHASTLink

DIMENSIONS (HWD):

- 4.7" x 2.9" x 1.55" (119 mm x 74 mm x 46 mm)

WEIGHT:

- 3 oz (90 g)



PLK-MSP32

*Decor 32-Button Mini-Softwire Panel
(3 bargraphs, 3 gang)*

PFG790-32 *White Decora style
(3 bargraph, 3 gang)*

PFG790-33 *Black Decora style
(3 bargraph, 3 gang)*

PFG790-34 *Ivory Decora style
(3 bargraph, 3 gang)*

FEATURES

- Provides up to 32 control buttons with LED feedback and three 8-segment LED bargraph displays
- Mounts into most US-style three-gang wall boxes
- Connects to ICSNet or PHASTLink control network

INCLUDES

- Custom engraving
- Button layout
- Overlay

WIRING

- Two RJ-45 PHASTLink ports

POWER:

- 130 mA, supplied by PHASTLink

DIMENSIONS (HWD):

- 4.7" x 6.6" x 1.55" (119 mm x 170 mm x 46 mm)

WEIGHT:

- 6 oz (170 g)



PLK-MSP16

*Decor 16-Button
Mini-Softwire Panel*

PFG790-16 *White Decora style
(2 bargraph, 2 gang)*

PFG790-17 *Black Decora style
(2 bargraph, 2 gang)*

PFG790-18 *Ivory Decora style
(2 bargraph, 2 gang)*

FEATURES

- Provides up to 16 control buttons with LED feedback and two 8-segment LED bargraph displays
- Mounts into most US-style two-gang wall boxes
- Connects to ICSNet or PHASTLink control network

INCLUDES

- Custom engraving
- Button layout
- Overlay

WIRING

- Two RJ-45 PHASTLink ports

POWER:

- 85 mA, supplied by PHASTLink

DIMENSIONS (HWD):

- 4.7" x 4.8" x 1.55" (119 mm x 121 mm x 46 mm)

WEIGHT:

- 5 oz (130 g)

LANDMARK RECEIVERS

PMB-RF

RF Receiver Box

PFG784-315 315 MHz

PFG784-418 418 MHz

PFG784-433 433 MHz

LANDMARK ACCESSORIES

PLH-BLANK

Hub Card Blank Plate

FG996

PM-RAC

Large Chassis Rack Mount Kit

FG529

PM-RAC2

PLB-CF2 Rack Mount Kit

FG500

Holds 2 CardFrames

PM-RSH2

Additional PLB-CF2 Shelf for PM-RAC2

FG500-10

CINEMA SYSTEMS

PLS-CNMA

Landmark Home Theater

FG821-315 315 MHz

FG821-418 418 MHz

FG821-433 433 MHz

INCLUDES

- Mini Cardframe (PLB-CF2)
- Master Control Unit (PLC-MCU4)
- IR output card (PLC-IROUT)
- RF receiver (PMB-RF)
- ViewPoint (VPT-CP)
- Television controller (PMB-TCC)
- Six IR Emitters

SAM MODULES

PMBSAM

PFG636-09	<i>EXTRON Switcher Serial Access Module</i>
PFG636-13	<i>AUTOPATCH Serial Access Module</i>
PFG636-14	<i>B&W (CASA) Serial Access Module</i>
PFG636-15	<i>ROTEL (B&W) Serial Access Module</i>
PFG636-16	<i>RGB SPECTRUM Serial Access Module</i>
PFG636-20	<i>MADRIGAL Internally installed</i>
PFG636-21	<i>LEXICON Serial Access Module</i>
PFG636-22	<i>YAMAHA Serial Access Module</i>
PFG636-23	<i>PARASOUND Serial Access Module</i>
PFG636-25	<i>ESCIENT TUNEBASE Serial Access Module</i>
PFG636-26	<i>PIONEER Serial Access Module</i>
PFG636-27	<i>CALIFORNIA AUDIO LABS Serial Access Module</i>
PFG636-28	<i>COMPOOL Serial Access Module</i>
PFG636-29	<i>DENON Serial Access Module</i>
PFG636-30	<i>JBL Serial Access Module</i>
PFG636-31	<i>MCINTOSH Serial Access Module</i>
PFG636-32	<i>TOUCHPLATE Serial Access Module</i>
PFG636-33	<i>LITETOUCH LIGHTING Serial Access Module</i>
PFG636-34	<i>GENTNER Serial Access Module</i>
PFG636-35	<i>MERIDIAN Serial Access Module</i>
PFG636-36	<i>DENON AVR Serial Access Module</i>
PFG636-38	<i>ONKYO Serial Access Module</i>
PFG636-39	<i>FUJITSU Serial Access Module</i>
PFG636-40	<i>LIGHTOLIER Serial Access Module</i>
PFG636-41	<i>FAROUDJA Serial Access Module</i>
PFG636-42	<i>RUNCO Serial Access Module</i>
PFG636-43	<i>HITACHI Serial Access Module</i>
PFG636-45	<i>INTEGRA Serial Access Module</i>
PFG636-46	<i>INTEGRA RESEARCH Serial Access Module</i>
PFG636-47	<i>RUSSOUND Serial Access Module</i>
PFG636-48	<i>SELECO Serial Access Module</i>
PFG636-49	<i>SHARP Serial Access Module</i>
PFG636-50	<i>S&W INTERPOLATOR Serial Access Module</i>
PFG636-53	<i>ADA CINEMA REFERENCE Serial Access Module</i>
PFG636-56	<i>KENWOOD Serial Access Module</i>
PFG636-57	<i>CARRIER Serial Access Module</i>
PFG636-58	<i>LANSONIC Serial Access Module</i>
PFG636-59	<i>ANTHEM Serial Access Module</i>
PFG636-61	<i>ARRAKIS 2-WAY Serial Access Module</i>
PFG636-62	<i>IMERGE Serial Access Module</i>
PFG636-63	<i>REQUEST Serial Access Module</i>

SAM MODULES

PFG636-64	<i>FOCUS ENHANCEMENTS Serial Access Module</i>
PFG636-65	<i>ARRAKIS DC6 Serial Access Module</i>
PFG636-66	<i>LINN KIVOR Serial Access Module</i>
PFG636-67	<i>EUROPLEX ADPLEX Serial Access Module</i>
PFG636-68	<i>MBOX Serial Access Module</i>
PFG636-69	<i>ESCIENT FIREBALL/TUNEBASE 200 Serial Access Module</i>
PFG636-70	<i>MEDIA ACCESS SOLUTIONS Serial Access Module (MAX-MMS, MAX-IMS)</i>
PFG636-71	<i>ESCIENT POWERPLAY Serial Access Module</i>
PFG636-72	<i>VANTAGE Serial Access Module</i>

NOTE: SAM Modules ordered through other manufacturers.

Lutron Homeworks and Homeworks Interactive
Order through Lutron 800-523-9466

Vantage
Order through Vantage 801-229-2800

Napco
Order through Napco 631-842-9137

Europlex and Europlex Adplex
Order through ITS 770-643-1583

Jandy
Order through Jandy 707-776-8200

Kits

PFG637-57	<i>Landmark Carrier Comfort (Includes AXB-EM232, PMBSAM)</i>
PFG637-58	<i>Landmark Carrier VVT3 I (Includes AXB-EM232, PMBSAM)</i>

SAM-IR

PFG693-01	<i>MARANTZ</i>
PFG693-02	<i>TAG MCCLAREN</i>
PFG693-03	<i>KENWOOD</i>
PFG693-04	<i>YAMAHA</i>
PFG693-05	<i>LOEWE TV</i>



MX Controllers

MX SINGLE PROJECTOR CONTROLLERS



MX2
Fwd, Rev
FG252-10

Includes

- MX2TX Transmitter
 - Dimensions (HWD): 5.4" x 1.8" x 1.5" (137 mm x 46 mm x 38 mm)
 - Weight: 3.2 oz (91 g)
- MX2 Wireless Receiver
 - Frequency: 304 MHz standard
 - Power: Powered by US Kodak style slide projector
 - Dimensions (HWD): 1.5" x 5.1" x 5.1" (38 mm x 129 mm x 129 mm)
 - Weight: 11.2 oz (318 g)
- Two AAA alkaline batteries
- Molded carrying case

Options

- MXPS 13.5 VAC power supply



MX3
Fwd, Rev, On/Off
FG255-10

INCLUDES

- MX3TX Transmitter
 - Dimensions (HWD): 5.4" x 1.8" x 1.5" (137 mm x 46 mm x 38 mm)
 - Weight: 3.2 oz (91 g)
- MX3 Wireless Receiver
 - Frequency: 304 MHz standard
 - Power: Powered by US Kodak style slide projector
 - Dimensions (HWD): 1.5" x 5.1" x 5.1" (38 mm x 129 mm x 128 mm)
 - Weight: 19.5 oz (553 g)
- Two AAA alkaline batteries
- Molded carrying case

OPTIONS

- MXPS 13.5 VAC power supply



MX4
Fwd, Rev, Focus In/Out
FG257-10

INCLUDES

- MX4TX Transmitter
 - Dimensions (HWD): 5.4" x 1.8" x 1.5" (137 mm x 46 mm x 38 mm)
 - Weight: 3.2 oz (91 g)
- MX4 Wireless Receiver
 - Frequency: 304 MHz standard
 - Power: One US power outlet, 110 VAC 50/60 Hz only
 - Dimensions (HWD): 1.5" x 5.1" x 5.1" (38 mm x 129 mm x 129 mm)
 - Weight: 19.8 oz (562 g)
- Two AAA alkaline batteries
- Molded carrying case



MX4A
Fwd, Rev, Focus In/Out, On/Off
FG528-10

INCLUDES

- MX4ATX Transmitter
 - Dimensions (HWD): 5.4" x 1.8" x 1.5" (137 mm x 46 mm x 38 mm)
 - Weight: 3.2 oz (91 g)
- MX4A Wireless Receiver
 - Frequency: 304 MHz standard
 - Power: One US power outlet, 110 VAC 50/60 Hz only
 - Dimensions (HWD): 1.5" x 5.1" x 5.1" (38 mm x 129 mm x 129 mm)
 - Weight: 19.8 oz (562 g)
- Two AAA alkaline batteries
- Molded carrying case

MX DUAL PROJECTOR CONTROLLER



MX12
Fwd, Rev, Focus In/Out, On/Off, Dual Fwd, Dual Rev - Two Projectors
FG251-10

INCLUDES

- MX12TX Transmitter
 - Dimensions (HWD): 5.3" x 2.9" x 0.8" (134 mm x 77 mm x 19 mm)
 - Weight: 4 oz (113 g) with batteries
- MX12 Wireless Receiver
 - Frequency: 304 MHz standard
 - Power: Two US power outlets, 110 VAC 50/60 Hz only
 - Dimensions (HWD): 1.5" x 5.1" x 5.1" (38 mm x 129 mm x 129 mm)
 - Weight: 24 oz (680 g)
- Two N-size, 1.5-volt alkaline batteries

MX MOBILE WIRELESS MOUSE

MX-MM

Mobile Mouse (PC only)

FG5650

TRANSMITTERS ONLY

MX12TX

12 Buttons, 12 Functions

FG290-04

MX ACCESSORIES

MX-PS

Power Supply

FG423-60 **13.5 VAC 520 mA (for MX2 and MX4 series)**

MX8

RF Relay Receiver, 8 Relays

FG682-20

INCLUDES

- 16-Button Transmitter (TXC16+)
- Power supply (MX-PS)

MX16

RF Relay Receiver, 16 Relays

FG683-20

INCLUDES

- 16-Button Transmitter (TXC16+)
- Power supply (MX-PS)

MX8-IRX

IR Relay Receiver, 8 Relays

FG682-21

INCLUDES

- 16-Button Transmitter (TXC16+)
- Decor IR Sensor (IRX-DM+)
- Power supply (MX-PS)

MX16-IRX

IR Relay Receiver, 16 Relays

FG683-21

INCLUDES

- 16-Button Transmitter (TXC16+)
- Decor IR Sensor (IRX-DM+)
- Power supply (MX-PS)



Training

LEARNING OPPORTUNITIES

To effectively meet your business needs and accommodate your schedule, AMX University offers a variety of learning opportunities that will enhance your knowledge of AMX products.

- **Classroom Learning** – Experience an interactive hands-on environment facilitated on-site by world-class AMX instructors.
- **Live Online Learning** – Take advantage of the benefits of classroom instruction from the convenience of your desk. These online courses are taught in small segments for self-paced comprehension. No travel is required.
- **On Demand Online Learning** – A wide range of topics are available 24 hours a day in small segments. Pick and choose as you like, covering areas of control that matter most to you and your business.
- **On Demand CD Learning** – An on-the-go learning tool without the need for an Internet connection. Simply load the CD onto your PC for anywhere, any time access.
- **Online Tests** – Complete the online written tests to become officially certified.

Visit the AMX University section of the AMX Website (www.amx.com) for more details. Log in and go to Dealers / Tech Center / Training.

AVAILABLE COURSES

On-site and off-site courses are designed with you in mind, transferring some of the most complex technology available into understandable, skill-building pieces.

NetLinX Studio, Version 2.0

- Live Online Learning for Installers and Programmers.
- This one-hour seminar for existing NetLinX Studio users introduces the Version 2.0 user interface and demonstrates three of the powerful new features.
- Prerequisite: None.

NetLinX Studio for New Users (Part I and Part II)

- Live Online Learning for Installers and Programmers.
- Each 1_ -hour session covers essential parts of NetLinX Studio needed to program AMX Control Systems.
- These sessions will prepare you for the NetLinX Studio Version 2.0 quiz prerequisite requirement.
- Prerequisite: None.

Introduction to IREdit

- Live Online Learning for Installers and Programmers.
- Find, edit, and view IR files faster and more easily. This one-hour seminar on IREdit software introduces the user interface and demonstrates key features.
- Prerequisite: None.

TPDesign4 Time Saving Tips

- Live Online Learning for Designers of AMX Touch Panels with G4 capability.
- This one-hour seminar on TPDesign4 covers time saving features that will increase your productivity in TPDesign4 projects. Advanced concepts are covered including: working with system templates, property search, drag and drop properties, and button layout tools.
- Prerequisite: Online TPDesign4 tutorial.

How to Build Custom Templates and Palettes in TPD4

- Live Online Learning for Designers of AMX Touch Panels with G4 capability.
- Build panels faster with less duplication of work. In this one-hour seminar, you will learn how to modify, load, and save custom color palettes as well as build custom templates.
- Prerequisite: Online TPDesign4 tutorial.

TPD4 Dynamic Images

- Live Online Learning for Designers of AMX Touch Panels with G4 capability.
- In this one-hour seminar, you will learn how to use dynamic images that automatically update whenever a referenced file is updated.
- Prerequisite: Online TPD4 tutorial.

Basics of Control

- On Demand Online Learning for new Designers, Installers, Programmers, Sales Professionals and Consultants.
- This one-hour Web-based course presents the fundamentals of control. The goals of a control system are identified along with the appropriate type of control system (single or multiple masters) for your customer's needs. You will learn how to ask the right questions when designing a control system and be able to identify the appropriate types of control when presented with a control scenario.
- Basics of Control is a prerequisite to all AMX courses.

Introduction to Networks

- On Demand Online Learning for Designers, Installers, Programmers, Sales Professionals and Consultants.
- This 30-minute web-based course introduces critical concepts and definitions related to networks. You will gain an understanding of basic networking terms and how they apply to a control system, as well as learn how to communicate with the client's network administrator to identify the networking needs for the control system.
- Prerequisite: None.

Access & NetLinX Products

- On Demand Online Learning for Designers, Installers, Programmers, Sales Professionals and Consultants.
- This 30-minute prerequisite Web-based course provides you with an overview of Access and NetLinX product lines. You will learn about control system components, user interfaces, master processors and other essential aspects of control that will prove beneficial and relevant for future classroom training experiences.
- Prerequisite: None.

Control Networks

- On Demand Online Learning for Designers, Installers, Programmers, Sales Professionals and Consultants.
- NetLinX systems communicate using four communication networks: AXlink, ICSNet, ICSHub, and 10/100BaseT Ethernet. This 30-minute prerequisite Web-based course focuses on how each network is used and their differences. You will learn the differences in control and data networks and be able to identify the appropriate use and limitations of each type of control network.
- Prerequisite: None.

Quest for Power

- On Demand Online Learning for Designers, Installers, Programmers, Sales Professionals and Consultants.
- This 30-minute Web-based course, you will learn about system power requirements, placing power supplies, determining maximum length and voltage drop calculations, as well as the steps to calculating power for complex systems. Upon completion, you will be able to determine the voltage drop in a run of devices, determine the maximum distance you can place a device from the power source, and determine where to place power supplies.
- Prerequisite: None.

KPDesign Tutorial

- On Demand Online Learning for Designers, Installers, Programmers, Sales Professionals and Consultants.
- This one-hour Web-based tutorial is designed to give you the skills needed to design and program DMS and IMS keypads for use in Landmark or NetLinX systems. You will identify the five areas of the KPDesign user interface, use the Preferences dialog to set configuration options, build a DMS panel with pages, create and assign channels to page items, modify existing items, use Power Assign to set the channels of multiple items at one time, add a KPD file to a NetLinX project, and configure NetLinX code to use a DMS-IMS module.
- Prerequisite: None.

TPDesign4 Tutorial

- On Demand Online Learning for Designers of AMX Touch Panels with G4 capability.
- This two-hour Web-based tutorial introduces key features and the necessary skills to design Touch Panel pages in TPDesign4 for new G4 panels from AMX, which include the 12" and 15" Modero Touch Panels, the 7" and 17" Modero Widescreens, and the 7.5" and 8.4" Modero ViewPoints. G4 is the latest graphics engine that displays the richest colors, sharpest clarity and deepest contrast, as well as the ability to incorporate animated and translucent images, graphics and icons. This tutorial will walk you through the steps in creating several panel pages from a full Touch Panel project.
- Prerequisite: None.

AMX Designer

- On Demand Online Learning for Designers, Sales Professionals and Consultants.
- After completing this two-hour Web-based course, you will be able to design and document a basic AMX Control System. Using the provided AMX tools you will be able to identify and practice the four steps involved in designing a Control System. You will get to practice the steps with two independent scenarios that will also prepare you for the certification exam.
- Prerequisites: Basics of Control, Access & NetLinx Products, Introduction to Networks, Control Networks, Quest for Power.

Introduction to AMX Programming

- On Demand Online Learning for new Programmers, Tech Support Personnel and Installers.
- Interested in learning NetLinx and Access programming? This three-hour prerequisite Web-based course is for newcomers with the desire to learn the principles of programming, channel characteristics and debugging, as well as IR and analog characteristics. This course is a must for anyone who wants to learn Access or NetLinx programming, but has no prior experience with our systems or any other programming language. It is taught entirely in Access, but the skills also apply to NetLinx. The equivalent of this class is offered as instructor led.
- Prerequisites: Basics of Control, NetLinx Studio 2.0 Quiz, Access & NetLinx Product.
- **Introduction to MAX by AMX**
On Demand Online Learning for Designers, Installers, Tech Support Personnel, Sales Professionals and Consultants.
- This 10-minute overview identifies the configurations and components of MAX Integrated Content Servers, including the process of loading media, interconnecting the MAX system, an connecting the MAX servers to a control system. You will also become familiar with the WinMax software.
- Prerequisite: None.

TPDesign3 User Interface Design

- Classroom Learning for Designers of AMX User Interfaces.
- Attend this one-day course to learn how to create a user interface using the TPDesign3 software and apply AMX Style Guide recommendations to your design. This course teaches you the steps necessary to prepare for a project – working with pages, buttons, and pop-ups – as well as project completion. Use TPDesign3 for G3 panels from AMX, which include the 10.4", 6" and 4" Touch Panels, as well as the 1-way and 2-way Viewpoints.
- Prerequisite: None.

TPDesign4 User Interface Design

- Classroom Learning for Designers of AMX User Interfaces.
- Interested in providing your customers with the best Touch Panel designs and graphics? This two-day course teaches you how to create a user interface design using the advanced TPDesign4 software functions. You will be able to identify the customer's needs for the design of the panel, use the AMX Style Guide as a foundation for good design decisions, create a design using the TPD4 software, as well as use advanced TPD4 functions including animation and tweening. The first day focuses and the core skills needed to create panels. The second day is optional and moves on to more advanced features including color palettes, time saving tips, tweening and animations.
- Prerequisite: None.

AMX Installer

- Classroom Learning for Installers and anyone who troubleshoots control systems.
- This four-day instructor-led course focuses on the fundamentals of installing a NetLinx and Access Control System. You will develop a project in NetLinx Studio, build cables, upgrade from an Access to NetLinx, and troubleshoot a system.
- Participation in this course provides you the opportunity to take the AMX Installer Certification Exam.
- Prerequisites include: Basics of Control, Introduction to Networks, Access & NetLinx Products, Control Networks, Quest for Power and Essentials of A/V (ICIA - Recommended but not Required).

AMX Programmer I

- Classroom Learning for AMX Control System Programmers and Tech Support Personnel.
- This five-day course teaches the basic techniques for programming an AMX Control System.
- A person completing this course will be able to program channels, levels, and strings related to AMX devices. You will also use basic techniques to troubleshoot programming errors in a NetLinx program.
- Prerequisites: Basics of Control, NetLinx Studio 2.0 Quiz, Introduction to AMX Programming, Access & NetLinx Products, PC proficiency
- Recommended: Introduction to Networks, Control Networks, TPDesign3 User Interface Design or knowledge of software, User Interface, Essentials of A/V.

AMX Programmer II

- Classroom Learning for intermediate level AMX Programmers.
- If you have attended and completed AMX Programmer I, this is the next step. This five-day course offers an intermediate level of programming. You will leave with a strong understanding of NetLinx Control Systems and how to incorporate Internet Inside applications for expanded control system capabilities.
- Participation in this course provides you the opportunity to take the AMX Programmer Certification Exam. Upon successful completion of the AMX Programmer exam, the student will become a Certified AMX Programmer (A.C.E.).
- Prerequisite: AMX Programmer I or equivalent experience (verification of experience is required). It is highly recommended that all students have a NetLinx Master (NXC-ME or NXC-ME260) available for their use in completing the Programmer Certification Practical after attending class.

AMX Programmer III

- Classroom Learning for people who are advanced level certified AMX Programmers.
- This three-day course focuses on advanced techniques for programming an AMX Control System. A person completing this course will be able to expand the capabilities of a control system using advanced programming concepts. This is a workshop where you will discuss solutions to enable better programming.
- Prerequisite: AMX Programmer Certification.

Landmark Certification

- Classroom Learning for Landmark Designers, Installers and Programmers.
- This five-day course is for all experienced Engineers and Installers interested in learning design, systems programming and the process of installing and troubleshooting Landmark Systems. All dealers require this course before installing their first Landmark job. It covers design, installation, troubleshooting and systems programming. You will acquire an understanding of wiring protocols and terminations along with an overview of Landmark hardware. This is also a prerequisite for our Advanced Landmark programming class.
- Prerequisites: Must be a Landmark Dealer, Basics of Control, Quest for Power, Control Networks, KPDesign Tutorial.

Design XPress for NetLinx Studio

- Classroom Learning for Residential Dealers familiar with designing and installing Landmark Control Systems and the desire to learn how to design and install NetLinx Control Systems using Design XPress.
- This 2-day course will introduce and foster a working knowledge of the Design XPress software. Through extensive hands-on practice you will gain the necessary experience needed to design and create a NetLinx Control System using Design XPress. If you know how to design and install Landmark Control Systems and want to expand to NetLinx Control Systems, this course is for you.
- Prerequisites: AMX Designer , KPDesign Tutorial, Introduction to AMX Programming.

Design XPress - Home Theater

- Classroom Learning for Residential Dealers familiar with designing and installing Landmark Control Systems and desire to learn how to design and install NetLinx Control Systems using Design XPress. (2 days)
- If you know how to design and install Landmark Control Systems for home theaters and want to expand to NetLinx Control Systems, this course is for you. Through extensive hands-on practice you will gain the necessary experience needed to design, and create an AMX Control System for a Home Theater using Design XPress.
- Prerequisites: AMX Designer , KPDesign Tutorial, Introduction to AMX Programming.



Professional Services



Audiovisual and energy management control systems are more complex than ever. The integration of traditional systems with network-based capabilities and subsystems are increasingly sophisticated. No matter the application, commercial or residential, achieving success for your business requires a highly skilled staff or a trusted partner to assist your needs. There is no better solution than AMX Professional Services Group (PSG). We do this for a living.

EXPERT SOLUTIONS

PSG is staffed with industry leading, network skilled control system professionals. Our mission is to provide our customers the critical services needed in the design, development, and provisioning of world-class control systems for commercial and residential markets. PSG maintains a team of professionals with over 100 years of collective experience in the delivery of control solutions. This deep knowledge base represents a competitive advantage for your business. Our proven business processes and methodologies for control solution design and implementation are valuable additions to a company's practices, allowing for greater focus on strategic business. Combine this with our core competencies and services, and your range of control solutions become limitless.

CORE COMPETENCIES

PSG's abilities to provide world-class solutions are supported by our vast knowledge of the control industry. Couple this with a broad skill base and you have what it takes to be successful at designing and delivering on project commitments.

A sampling of PSG's core competencies include:

- A/V System Design Review
- Control System Installation and Configuration
- Control Module/Device Driver Development
- Control System Design
- NetLinX/Access Programming
- Touch Panel Design
- Project Management
- Installation and Integration

SERVICE OFFERINGS

Having all the right skills is only a piece of the solution. In order to be recognized as world class, a company must be able to deliver this knowledge in a tangible fashion. At AMX, the PSG team has developed a set of services that compliments our core competencies, allowing us to bring control solutions to fruition.

Today these service offerings include:

- Request for Quote Response (Control Hardware and Software)
- Control System Design and Documentation
- Project Management
- User Interface Design
- Programming (Touch Panel, Control Logic and Web application integration)
- Integrated Testing and Quality Assurance
- System Installation and Commissioning
- On-Site Services

THE PSG ADVANTAGE

PSG provides services throughout North America, with system designers and programmers available at AMX Headquarters and Direct Offices. To find out more about how the PSG team can assist you with our value added services, please contact the nearest AMX location.

AMX Headquarters

3000 Research Drive
Richardson, Texas 75082
800.432.6943

AMX East

108 Welsh Road
Horsham, PA 19044
800.462.6946

AMX West

3187 H Airway Avenue
Costa Mesa, CA 92626
800.562.6956

Email

proservices@amx.com

Website

www.amx.com / Professional Services