





Jolly 15b a
300+50W
Jolly 15b
350W



Jolly 15r a
150+50W
Jolly 15r
250W



Jolly 12b a
250+50W
Jolly 12b
300W



Jolly 12r a
150+50W
Jolly 12r
250W

The winning benchmark for quality and price. Flexible, powerful and dependable, the Jolly series embraces a wide range of polypropylene enclosure speaker systems, with **bi-amplification design, passive versions, 70/100V line version (5Bt) and two dedicated subwoofers in band-pass design and birch plywood enclosures.**

Jolly is a comprehensive line which effectively fulfil multipurpose audio needs, with natural applications in all portable sound as stage monitor, band PA, piano-bar, DJ, as well as permanent installs for venues like clubs,

bars, restaurants, theatres, halls, schools and more. Jolly is **available in two different versions, Blue or Red**, offering different performance, power, components and price. **The amplifiers in class G and AB are designed in bi-amplification** for woofers and compression drivers and include the **ADAP® (Advanced Dynamic Active Protection) processor** to optimize the acoustic response, guarantee total transducer protection and reliability under harsh conditions, like Larsen effects.

Jolly 12b a
250+50W
Jolly 12b
300W



Jolly 8b a
150+50W
Jolly 8b
160W



Jolly 8r a
80+20W
Jolly 8r
120W

Jolly 5r a
60W
Jolly 5r
60W



Jolly 8b a
150+50W
Jolly 8b
160W

Jolly 5b a
60+20W
Jolly 5b / bt
80W / 50W

Jolly sub 12a
300W

Jolly sub 10a
300W



> The sturdy enclosures are made of ultra-light gas-injected polypropylene, engineered to avoid any internal resonance and allow maximum portability and lightness. Integrated handles, pole mount socket, M10 anchoring points make the Jolly extremely flexible to all kinds of installations, thanks also to the vast range of accessories

> A multipurpose performer: Jolly is versatile and easy to use in applications like Band PA, personal monitor, stage performance, theatres and halls, clubs, gyms, bars and more.



> **Control panel of the Blue badge versions with:**

Ground-Lift, Combo XLR/Jack Input, XLR-M output, Mic/Line selector, 2-Band EQ (High-Low), Limiter, Volume



> **Control panel of the Red badge versions with:**

Ground-Lift, Combo XLR/Jack Input, XLR-M output, Limiter, Volume



> All passive versions are equipped with crossover networks of very high quality, designed to stand to vibrations, to offer a linear frequency response and to protect the drivers against overload and acoustic feedback



> **The subwoofer enclosures are made of 18mm (0.7") birch plywood with internal reinforcement and scratch-resistant finish, ergonomic carrying handles, integral pole mount socket for satellite speakers.**





Jolly 15b a

300W + 50W - 124dB SPL
Processed Active Monitor

- > 2-way bi-amplified system in Bass-Reflex
 - > 380mm (15") high efficiency and high excursion custom speaker
 - > 25mm (1") custom compression driver
 - > 250Wrms MOS-FET amplifier for low frequencies



- > 50W rms class AB amplifier for high frequencies
- > 90°H x 60°V constant directivity horn
- > ADAP® (Advanced Dynamic Active Protection) processor to limit overload
- > Polypropylene enclosure with **integrated handle, 2 x M10 anchoring points, 35mm pole mount socket**

Jolly 15b

350W - 124dB SPL
Sound Reinforcement Monitor

- > Passive version, **350Wrms/8ohm recommended amplifier**
- > **Internal passive crossover filter with "soft-trip" protection circuits** on woofer and compression driver
- > Linear frequency response over the entire dispersion angle
- > NL-4 Neutrik™ Speakon input and link connectors



Jolly 15r a

150W+50W - 121dB SPL
Processed Active Monitor

- > 2-way bi-amplified system in Bass-Reflex
 - > 380mm (15") custom speaker
 - > 25mm (1") custom compression driver
 - > 150Wrms class G amplifier for low frequencies
 - > 50Wrms class AB amplifier for high frequencies
 - > 90°H x 60°V constant directivity horn



- > Analog signal processor with limiter
- > **Polypropylene enclosure with integrated handle, 2 x M10 anchoring points, 35mm pole mount socket**

Jolly 15r

250W - 122dB SPL
Sound Reinforcement Monitor

- > Passive version, **350Wrms/8ohm recommended amplifier**
- > **Internal passive crossover filter with "soft-trip" protection circuits** on woofer and compression driver
- > Linear frequency response over the entire dispersion angle
- > NL-4 Neutrik™ Speakon input and link connectors



Jolly 12b a

250W+50W - 123dB SPL
Processed Active Monitor

- > 2-way bi-amplified system in Bass-Reflex
 - > 320mm (12") high efficiency custom speaker
 - > 25mm (1") custom compression driver
 - > 250Wrms MOS-FET amplifier for low frequencies



- > 50Wrms class AB amplifier for high frequencies
- > 90°H x 60°V constant directivity horn
- > ADAP® (Advanced Dynamic Active Protection) processor to limit overload
- > Polypropylene enclosure with **integrated handle, 2 x M10 anchoring points, 35mm pole mount socket**

Jolly 12b

300W - 123dB SPL
Sound Reinforcement Monitor

- > Passive version, **300Wrms/8ohm recommended amplifier**
- > **Internal passive crossover filter with "soft-trip" protection circuits on woofer and compression driver**
- > Linear frequency response over the entire dispersion angle
- > NL-4 Neutrik™ Speakon input and link connectors





Jolly 12r a

150W+50W - 121dB SPL
Processed Active Monitor

- > 2-way bi-amplified system in Bass-Reflex
- > **320mm (12") custom speaker**
- > **25mm (1") custom compression driver**
- > **150Wrms class G amplifier for low frequencies**
- > **50Wrms class AB amplifier for high frequencies**
- > 90°H x 60°V constant directivity horn



- > Analog signal processor with limiter
- > Polypropylene enclosure with **integrated handle, 2 x M10 anchoring points, 35mm pole mount socket**



Jolly 8b a

150W+50W - 119dB SPL
Processed Active Monitor

- > 2-way bi-amplified system in Bass-Reflex
- > **200mm (8") high efficiency and high excursion custom speaker**
- > **25mm (1") custom compression driver**
- > **150Wrms class G amplifier for low frequencies**
- > **50Wrms class AB amplifier for high frequencies**



- > 90°H x 60°V constant directivity horn
- > **ADAP® (Advanced Dynamic Active Protection)** processor to limit overload
- > Polypropylene enclosure with **integrated handle, 2 x M6 anchoring points, 25mm pole mount socket**



Jolly 8r a

80W+20W - 114dB SPL
Processed Active Monitor

- > 2-way bi-amplified system in Bass-Reflex
- > **200mm (8") custom speaker**
- > **25mm (1") custom compression driver**
- > **80Wrms class AB amplifier for low frequencies**
- > **20Wrms class AB amplifier for high frequencies**
- > 90°H x 60°V constant directivity horn

- > Analog signal processor with limiter
- > Polypropylene enclosure with **integrated handle, 2 x M6 anchoring points, 25mm pole mount socket**



Jolly 12r

250W - 122dB SPL
Sound Reinforcement Monitor



- > Passive version, **250Wrms/8ohm recommended amplifier**
- > **Internal passive crossover filter with "soft-trip" protection circuits** on woofer and compression driver
- > Linear frequency response over the entire dispersion angle
- > NL-4 Neutrik™ Speakon input and link connectors



Jolly 8b

160W - 118dB SPL
Sound Reinforcement Monitor



- > Passive version, **160Wrms/8ohm recommended amplifier**
- > **Internal passive crossover filter with "soft-trip" protection circuits** on woofer and compression driver
- > Linear frequency response over the entire dispersion angle
- > NL-4 Neutrik™ Speakon input and link connectors



Jolly 8r

120W - 116,5dB SPL
Sound Reinforcement Monitor



- > Passive version, **120Wrms/8ohm recommended amplifier**
- > **Internal passive crossover filter with "soft-trip" protection circuits** on woofer and compression driver
- > Linear frequency response over the entire dispersion angle
- > Jack input connectors





Jolly 5b a

60W+20W - 112dB SPL
Processed Active Monitor

- > 2-way bi-amplified system in Bass-Reflex
- > **130mm (5") high efficiency** and high excursion custom **speaker**
- > **25mm (1") tweeter**
- > **60Wrms class AB amplifier for low frequencies**
- > **20Wrms class AB amplifier for high frequencies**
- > 24dB/oct active filter
- > Polypropylene enclosure with **integrated handle, 2 x M6 anchoring points, pole mount socket**
- > Also available in white: JOLLY 5baw

Jolly 5b

80W - 114dB SPL
Sound Reinforcement Monitor

- > Passive version, **80Wrms/16ohm recommended amplifier**
- > **Internal passive crossover filter with "soft-trip" protection** circuits on tweeter
- > Linear frequency response over the entire dispersion angle
- > Input panel with **jack and terminal connector for bare wires**
- > Also available in white: JOLLY 5bw

Jolly 5bt

50W/70 - 100V - 110dB SPL
Sound Reinforcement Monitor

- > Passive version with **70/100V line transformer**
- > 4 position volume selector: 3W – 12,5W – 25W – 50W / 100V
- > **Internal passive crossover filter with "soft-trip" protection** circuits on tweeter
- > Linear frequency response over the entire dispersion angle
- > Input panel with **terminal connector for bare wires**
- > Also available in white: JOLLY 5bwt



Jolly 5r a

60W - 107dB SPL
Processed Active Monitor

- > 2-way amplified system in Bass-Reflex
- > **130mm (5") custom speaker**
- > **25mm (1") tweeter**
- > **60Wrms class AB amplifier**
- > 24dB/oct active filter
- > Polypropylene enclosure with **integrated handle, 2 x M6 anchoring points, pole mount socket**

Jolly 5r

60W - 107dB SPL
Sound Reinforcement Monitor

- > Passive version, **60Wrms/16ohm recommended amplifier**
- > **Internal passive crossover filter with "soft-trip" protection** circuits on tweeter
- > Input panel with **terminal connector for bare wires**





Jolly sub 12a

300W - 126dB SPL
Processed Active Sub-Woofer

- > Amplified subwoofer, **Band-Pass** design
- > **320mm (12")** high excursion custom **speaker** with 64mm (2,5") voice coil
- > **300Wrms** class **AB MOS-FET amplifier**
- > **18mm (0,7") birch plywood enclosure** with internal reinforcement and extra-texture paint finish, 35mm pole mount socket,



- 2 integrated wooden handles
- > **High 126dB SPL** thanks to the special load design for increased efficiency and reduced distortion at high volume
- > **Reduced size in relation to the power output** and frequency response extension (40Hz @ -6dB)
- > **Perfect sub-bass reinforcement to Jolly 8**

- and **Jolly 12** for extended frequency response and SPL increase
- > **ADAP®** (Advanced Dynamic Active Protection) processor to limit overload
- > Control panel with: **Combo XLR/Jack stereo inputs**, XLR link, XLR stereo **Hi-Pass filtered outputs for satellite speaker connection**
 - Volume
 - Ground-Lift
 - 0°-180° phase switch



Jolly sub 10a

300W - 123dB SPL
Processed Active Sub-Woofer

- Same features as the JOLLY SUB12 A model, except for:
- > **250mm (10")** high excursion custom **speaker** with 51mm (2") voice coil
 - > **Perfect sub-bass reinforcement to Jolly 5**



- and **Jolly 8** for extended frequency response and SPL increase
- > **123dB SPL** and extended frequency response to **45Hz@-6dB**



BOX 112
Horizontal wall mounting bracket



SJ5C
Metal flange for flush mounting installation



S/J8
Adjustable wall mount stand



S/J5
Adjustable wall mount stand



SJ8U
Wall mounting bracket



SJ5U
wall mounting bracket



MS 30BK
Adjustable floor stand (ø 2,5cm)



BOX 52BK
Adjustable sub-satellite mounting pole





Model		Jolly 15b a	Jolly 15r a	Jolly 12b a	Jolly 12r a	Jolly 8b a	Jolly 8r a	Jolly 5b a	Jolly 5r a	Jolly sub12 a	Jolly sub10 a
Configuration	way	2	2	2	2	2	2	2	2	Band-Pass	Band-Pass
Internal Amplifier	Wrms	300+50	150+50	250+50	150+50	150+50	80+20	60+20	60	300	300
Frequency response	@-6dB	50Hz-20kHz	60Hz-20kHz	50Hz-20kHz	60Hz-20kHz	60Hz-20kHz	70Hz-20kHz	80Hz-20kHz	90Hz-20kHz	40Hz-120Hz	45Hz-120Hz
Low frequency woofer	inch	1x15"	1x15"	1x12"	1x12"	1x8"	1x8"	1x5"	1x5"	1x12"	1x10"
		2,5 coil	2 coil	2 coil	2 coil	1,5 coil	1,5 coil	1 coil	1 coil	2,5 coil	2 coil
High frequency driver	inch	1"+horn	1"+horn	1"+horn	1"+horn	1"+horn	1xTweeter+horn	1xTweeter	1xTweeter	-	-
		1 coil	1 coil	1 coil	1 coil	1 coil	0,8 coil	0,8 coil	0,8 coil	-	-
Sensitivity (@1W/1m)	dB	99	98	98	98	96	95	93	89	101	98
Maximum SPL	dB	124	121	123	121	119	114	112	107	126	123
Dispersion	HxV	90°x60°	90°x60°	90°x60°	90°x60°	90°x60°	90°x60°	90°x90°	90°x90°	omnidirectional	omnidirectional
Input impedance	kohm	22	22	22	22	22	22	22	22	22	22
Crossover frequency	kHz	active 1,8	active 2	active 1,8	active 2	active 2	active 2,5	active 2,7	passive 3,5	active 120Hz	active 120Hz
Input connectors		XLR with loop	XLR with loop	combo/XLR M	combo/XLR M	combo/XLR M	combo/XLR M	combo/XLR M	combo/XLR M	combo/XLR M	combo/XLR M
Power supply cable	m/inch	5/197	5/197	5/197	5/197	5/197	5/197	5/197	5/197	5/197	5/197
Net dimensions (WxHxD)	mm	410x663x387	410x663x387	410x663x387	410x663x387	255x415x245	255x415x245	170x275x180	170x275x180	410x550x590	370x480x520
	inch	16,1x26,1x14,2	16,1x26,1x14,2	16,1x26,1x14,2	16,1x26,1x14,2	10x16,3x9,6	10x16,3x9,6	6,7x10,8x7,1	6,7x10,9x7,1	16,1x21,6x23,2	14,5x18,9x20,5
Net weight	kg/lb	19,5/43,00	19,5/43,00	18,5/40,79	16,5/35,27	8,1/17,86	6,2/13,69	3,5/7,72	3/6,61	35/77,16	29/61,73
Transport dimensions (WxHxD)	mm	495x740x475	495x740x475	495x740x475	495x740x475	330x480x320	330x480x320	240x345x235	240x345x235	430x580x610	390x510x540
	inch	19,5x29,1x18,7	19,5x29,1x18,7	19,4x29,1x18,7	19,5x29,1x18,7	13x18,9x12,6	13x18,9x12,6	9,4x13,6x9,2	9,4x13,6x9,2	16,9x22,8x24	15,3x20,1x21,23
Transport weight	kg/lb	22/48,50	22/48,50	21/46,30	18,5/40,79	9,1/20,06	7,2/15,90	4/8,82	3,5/7,72	38/83,78	31/68,34

Model		Jolly 15b	Jolly 15r	Jolly 12b	Jolly 12r	Jolly 8b	Jolly 8r	Jolly 5b	Jolly 5bt	Jolly 5r
Configuration	way	2	2	2	2	2	2	2	2	2
Internal Amplifier	Wrms	350	250	300	250	160	120	80	50 (70/100V)	60
Long-term applicable power (AES) W		175	125	150	125	80	60	40	25	30
Short-term applicable power (IEC 268-5) W		700	500	600	500	320	240	160	100	120
Nominal impedance	ohm	8	8	8	8	8	8	16	-	16
Frequency response	@-6dB	50Hz-20kHz	55Hz-20kHz	50Hz-20kHz	60Hz-20kHz	70Hz-20kHz	80Hz-20kHz	80Hz-20kHz	80Hz-20kHz	80Hz-20kHz
Low frequency woofer	inch	1x15"	1x15"	1x12"	1x12"	1x8"	1x8"	1x5"	1x5"	1x5"
		2,5 coil	2 coil	2 coil	2 coil	1,5 coil	1,5 coil	1 coil	1 coil	1 coil
High frequency driver	inch	1"+horn	1"+horn	1"+horn	1"+horn	1"+horn	1xTweeter	1xTweeter	1xTweeter	1xTweeter
		1 coil	1 coil	1 coil	1 coil	1 coil	1 coil	0,8 coil	0,8 coil	0,8 coil
Sensitivity (@1W/1m)	dB	99	98	98	98	96	95,5	93	93	90
Maximum SPL	dB	124/127	122/125	123/126	122/125	118/121	116,5/119,5	114/117	110/130	107/110
Dispersion	HxV	90°x60°	90°x60°	90°x60°	90°x60°	90°x60°	90°x60°	90°x90°	90°x90°	90°x90°
Crossover frequency	kHz	1,8	2,2	1,8	2,5	3	3,5	3,5	3,5	4
Recommended HP filter		40Hz-24dB oct	50Hz-24dB oct	40Hz-24dB oct	40Hz-24dB oct	50Hz-24dB oct	60Hz-24dB oct	70Hz-24dB oct	70Hz-24dB oct	80Hz-24dB oct
Input connectors		2xspeakon	2xspeakon	2xspeakon	2xspeakon	2xspeakon	1xjack	1xjack +terminal strip	terminal strip	terminal strip
Net dimensions (WxHxD)	mm	410x663x387	410x663x387	410x663x387	410x663x387	255x415x245	255x415x245	170x275x180	170x275x180	170x275x180
	inch	16,1x26,1x14,2	16,1x26,1x14,2	16,1x26,1x14,2	16,1x26,1x14,2	10x16,3x9,6	10x16,3x9,6	6,7x10,8x7,1	6,7x10,8x7,1	6,7x10,8x7,1
Net weight	kg/lb	14,5/31,97	14,5/31,97	13,5/29,76	13,5/29,76	5,8/12,79	5/11,04	2,2/4,85	3,2/7,05	1,7/3,75
Transport dimensions (WxHxD)	mm	495x740x475	495x740x475	495x740x475	495x740x475	330x480x320	330x480x320	240x345x235	240x345x235	240x345x235
	inch	19,5x29,1x18,7	19,5x29,1x18,7	19,5x29,1x18,7	19,5x29,1x18,7	13x18,9x12,6	13x18,9x12,6	9,4x13,6x9,2	9,4x13,6x9,2	9,4x13,6x9,2
Transport weight	kg/lb	17/37,48	17/37,48	16/35,27	16/35,27	6,8/15,00	6/13,25	2,7/5,95	3,7/8,16	2,2/4,85





Amico 1000
600+2x150W
Amico 900
600+2x150W

A complete audio system in a single easily transported structure, integrating a whole series of components, never seen in an audio system of this quality and power. This is Amico - your Ideal travelling companion.

This compact polypropylene box, hosting a mixer with multi-effect unit, a 380 mm subwoofer, three processed amplifiers and two fully protected satellites also has a tilting top handle and a rear panel, both of which

can be removed. All the components integrated in the box are pre-cabled and ready for use without any further connections - a truly user-friendly unit.

The technology PWM and neodymium loudspeakers ensure complete efficiency, reliability and light weight. Amico is the ideal solution for all users looking for maximum flexibility of use: small live bands, piano bars, DJs, entertainers, parties, fitness centres, and conferences.



Amico 500
300+2x80W

> Ease of transport is a must. Amico's **large diameter wheels** and cover-lid handle ensure maximum portability.

> Multi-function knobs to block, unblock, remove the cover-lid handle.

> Subwoofer system in bass-reflex design, with **15" high excursion custom speaker and neodymium magnet** for extended low frequencies.

> Analog audio processor with 24dB/oct electronic crossover network and ADAP protection.

> **3 power amplifiers** drive the subwoofer and two satellite speakers.

> **The quickest and easiest set-up:** simply connect the satellite speakers using the supplied speakon cables and connect the power cord to the amplifier and electric outlet.

> **Removable back panel** to protect satellites and keep them secure in transit.

> **An empty 1 HU space**, to house expansion devices such as external effects, wireless microphone receiver, CD/MP3/Midi files players, etc. or usable to store mobile accessories such as wired microphones, cables, etc.



Amico 400
300+50W



Amico 100
80+20W





Amico 1000

600W+2x150W - 124/115dB SPL
Processed Active Sound System

- > **3-way, tri-amplified Bass-Reflex system**
- > **15 channel mixer with 256 presets digital multieffect** and phantom power
- > **380mm (15")** high efficiency and high excursion custom **speaker** with 75mm (3") voice coil and **neodymium magnet**
- > **2 x 165mm (6,5") satellite speakers** with neodymium magnet and 38mm (1,5") voice coil, **25mm (1") compression driver** with **90°H x 60°V** constant directivity horn
- > **600W rms PWM amplifier** for subwoofer
- > **2 x 150Wrms class G amplifiers** for the satellite speakers



Amico 900

600W+2x150W - 124/115dB SPL
Processed Active Sound System

- Same system as Amico 1000 without the 15 channel mixer, but with:
- > Combo XLR/Jack stereo input
 - > Ground-Lift
 - > 3-Band EQ (High-Mid-Low)
 - > Balance, Master, Subwoofer and SAT volume controls



Amico 500

300W+2x80W - 121/112dB SPL
Processed Active Sound System

- > **3-way, tri-amplified Bass-Reflex system**
- > **11 channel mixer with 256 presets digital multieffect** and phantom power
- > **380mm (15")** high efficiency and high excursion custom **speaker** with 64mm (2,5") voice coil and **neodymium magnet**
- > **2 x 165mm (6,5") satellite speakers** with neodymium magnet and 32mm (1,25") voice coil, **25mm (1") compression driver** with **90°H x 60°V** constant directivity horn
- > **300Wrms PWM amplifier** for subwoofer
- > **2 x 80Wrms class G amplifiers** for the satellite speakers





Amico 400

300W+50W - 123dB SPL
Processed Active Sound System

- > 2-way, bi-amplified Bass-Reflex system
- > 6 channel mixer with 16 presets digital multieffect and phantom power
- > 380mm (15") high efficiency and high excursion custom speaker with 64mm (2,5") voice coil and neodymium magnet
- > 25mm (1") compression driver with 60°H x 60°V constant omnidirectional horn
- > 300Wrms amplifier for subwoofer
- > 50Wrms amplifier for the satellite speakers



Amico 100

80W+20W - 112dB SPL
Processed Active Monitor

- > 2-way, bi-amplified Bass-Reflex active monitor system
- > 80Wrms class AB amplifier for low frequencies
- > 20Wrms class AB amplifier for high frequencies
- > 165mm (6,5") custom satellite speakers, 25mm (1") compression driver with 90°H x 60°V constant directivity horn
- > Control panel with: XLR input, XLR link out, Mic/Line selector, 2-Band EQ (High-Low), Volume
- > Ideal for personal monitor use with Amico systems, Amico 100 can also be used to increase power and coverage of high/mid frequencies
- > Additional applications: personal monitoring for home and live use or for fixed installation in pubs, clubs, restaurants, conference venues, fitness centres.



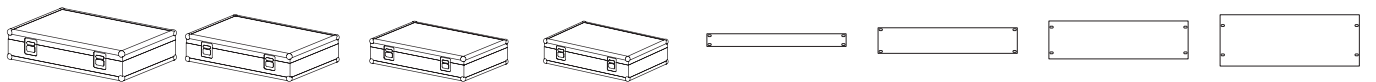
V44
Nylon case



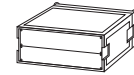
Amico 1000, 900 and 500 are supplied complete with carrying bag, speaker stands, speakon-speakon cables



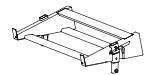
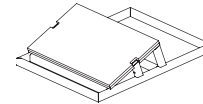
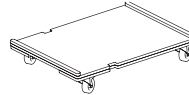
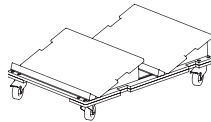
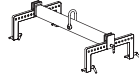
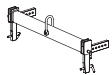
Model		AMICO 1000	AMICO 900	AMICO 500	AMICO 400	AMICO 100		
Configuration		3 WAY / SUB+2SAT	3 WAY / SUB+2SAT	3 WAY / SUB+2SAT	2 WAY combo	2 WAY monitor		
Internal Amplifier	Wrms	600 + 2x150	600 + 2x150	300 + 2x80	300 + 50	80 + 20		
MIXER	channels	3mono+4stereo		2mono+3stereo	2mono+2stereo			
MONO CHANNELS	MICRO	Quantity and type	3 x XLR F	-	2 x XLR F	2 x XLR F	-	
		Impedance	kohm	2,2	-	2,2	2,2	-
		Max input signal	dBu	0	-	0	0	-
		Max gain	dB	75	-	75	75	-
		Equivalent input noise	dB	-128	-	-128	-128	-
		CMRR (@ main out, gain 75dB)	dB	-80	-	-80	-80	-
	LINE	Quantity and type	3 x JACK stereo	-	2 x JACK stereo	2 x JACK stereo	-	
		Impedance	kohm	33	-	33	33	-
		Max input signal	dBu	30	-	30	30	-
		Max gain (@ main out)	dB	40	-	40	40	-
		High Shelving (@ 12kHz)	dB	±15	-	±15	±15	-
		Medium Peaking (@ 2,5kHz)	dB	±12	-	±12	±12	-
STEREO CHANNELS	MICRO	Quantity and type	4 x XLR F	-	3 x XLR F	-	-	
		Impedance	kohm	22	-	22	-	-
		Max input signal	dBu	0	-	0	-	-
		Max gain	dB	75	-	75	-	-
		Equivalent input noise	dB	-128	-	-128	-	-
		CMRR (@ main out, gain 75dB)	dB	-80	-	-80	-	-
	LINE	Quantity and type	8 x JACK stereo	2 x combo XLR-jack	6 x JACK stereo	4 x JACK stereo	-	
		Impedance	kohm	22	22	22	22	-
		Max input signal	dBu	30	30	30	30	-
		Max gain (@ main out)	dB	18	18	18	18	-
		High Shelving (@ 12kHz)	dB	±15	±15	±15	±15	-
		Medium Peaking (@ 2,5kHz)	dB	±12	±12	±12	±12	-
OUTPUTS	TONE	Low Shelving (@ 80Hz)	dB	±15	±15	±15	±15	-
		Impedance	ohms	600	-	600	600	-
		Mx output (Monitor, Eff, Tape In)	dBu	22	-	22	22	-
		Distortion + Noise @ 16	dBu	0,025%	-	0,025%	0,025%	-
		Signal/Noise ratio	dB	96	-	99	105	-
		Frequency response (@ 0 / -1dB)		20Hz-20kHz	-	20Hz-20kHz	20Hz-20kHz	-
	BUILT-IN EFFECT	Sample frequency	kHz	48	-	48	48	-
		Frequency response		20Hz-20kHz	-	20Hz-20kHz	20Hz-20kHz	-
		SUB / COMBO		SUB	SUB	SUB	COMBO	
		Configuration	Way	1	1	1	2	-
		Internal amplifier	Wrms	600WSUB+2x150WSAT	600WSUB+2x150WSAT	300WSUB+2x80WSAT	300WLOW+50WHIGH	-
		Frequency response	@-6dB	40Hz-120Hz	40Hz-120Hz	40Hz-120Hz	60Hz-20kHz	-
GENERAL SPECIFICATIONS	Sensitivity (@1W, 1m)	dB	96,5	96,5	96	98	-	
	Maximum SPL	dB	124	124	121	123	-	
	Dispersion	O x V	omnidirectional	omnidirectional	omnidirectional	60° x 60°	-	
	Low frequency woofer	inch	1x15	1x15	1x15	1x15	-	
	High frequency driver	inch	-	-	-	1x1	-	
	SAT output connectors		2 x SPEAKON	2 x SPEAKON	2 x SPEAKON	-	-	
	SAT / MON		SAT	SAT	SAT		MON	
	Configuration	Way	2	2	2	-	2	
	Internal amplifier / Recommended	Wrms	-/150	-/150	-/80	-	80Wlow + 20Whigh/-	
	Impedance	ohms	8	8	4	-	-	
	Frequency response	-6dB	90Hz-20KHz	90Hz-20KHz	90Hz-20KHz	-	70Hz-20KHz	
	Sensitivity (@1W, 1m)	dB	93,5	93,5	92,5	-	92,5	
Maximum SPL	dB	115	115	112	-	112		
Dispersion	O x V	90° x 60°	90° x 60°	90° x 60°	-	90° x 60°		
Low frequency woofer	inch	1x6,5	1x6,5	1x6,5	-	1x6,5		
High frequency driver	inch	1x1	1x1	1x1	-	1x1		
Input connectors		1 x SPEAKON	1 x SPEAKON	1 x SPEAKON	-	XLR		
Power supply cable	m / inch	5/197	5/197	5/197	5/197	5/197		
Net dimensions (WxHxD)	mm	478x780x433	478x780x433	478x780x433	478x780x433	190x320x198		
	inch	18,8x30,7x17	18,8x30,7x17	18,8x30,7x17	18,8x30,7x17	7,5x12,6x7,8		
Net weight	kg / lb	41 / 90,39	41 / 90,39	40 / 88,18	33/72,75	5,2/11,46		
Transport dimensions (WxHxD)	mm	570x880x570	570x880x570	570x880x570	570x880x570	270x400x280		
	inch	22,4x36,5x22,4	22,4x36,5x22,4	22,4x36,5x22,4	22,4x36,5x22,4	10,6x15,7x11		
Transport weight	kg / lb	45 / 99,20	45 / 99,20	44 / 97,00	37 / 81,57	6,2 / 13,67		
Supplied accessories		Carrying cover, twin cables, 2 aluminium stands	Carrying cover, twin cables, 2 aluminium stands	Carrying cover, twin cables, 2 aluminium stands	-	-		



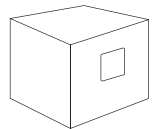
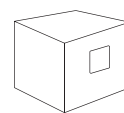
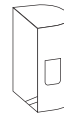
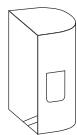
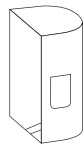
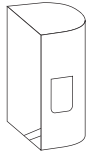
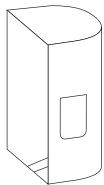
FK 328	FK 248	FK 182	FK 122	PL-C1B	PL-C2B	PL-C3B	PL-C4B
Fly case	Fly case	Fly case	Fly case	1-unit 19" rack blank panel	2-unit 19" rack blank panel	3-unit 19" rack blank panel	4-unit 19" rack blank panel
Formula 328	Formula 248	Formula 182	Formula 122	FK	FK	FK	FK



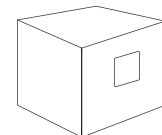
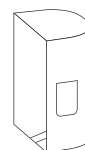
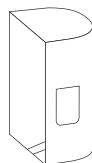
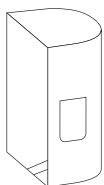
FK12W	FK8W	FK6	FK4
Flight-case in birch ply with plastic laminate, 12 units with cover panels (front and back), working depth cm 43+10 (17"+4") and wheels, 2 of which with brakes WxHxD 55x72x73 cm (22"x28"x29")	Flight-case in birch ply with plastic laminate, 8 units with cover panels (front and back), working depth cm 43+10 (17"+4") and wheels, 2 of which with brakes WxHxD 55x54x73 cm (22"x21"x29")	Flight-case in birch ply with plastic laminate, 6 units with cover panels (front and back), working depth cm 43+10 (17"+4") WxHxD 55x33x73 cm (22"x13"x29")	Flight-case in birch ply with plastic laminate, 4 units with cover panels (front and back), working depth cm 43+10 (17"+4") WxHxD 55x24x73 cm (22"x9.5"x29")
Symbol	Symbol	Symbol	Symbol



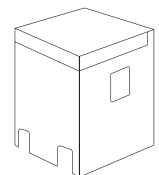
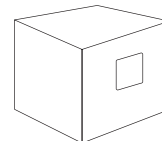
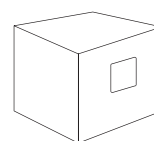
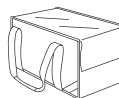
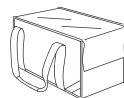
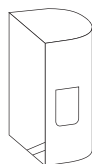
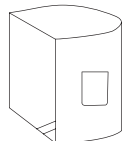
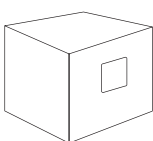
MD-F SAT	MD-F SUB	MD-T SAT	MD-T SUB	MD-B	MD-WB
Flying bar for SAT	Flying bar for SUB	Trolley for 2 SAT	Trolley for 2 SUB	Metal stand base to tilt Modus 40/15	Joint base to ground stack Modus 40/15 to Modus SUB
Modus	Modus	Modus	Modus	Modus 40/15	Modus 40/15



V49	V52	V48	V47	V46	V55	V54	V53	V50	V51
Nylon case	Nylon case	Nylon case	Nylon case	Nylon case	Nylon case	Nylon case	Nylon case	Nylon case	Nylon case
Verve 215	Verve 152	Verve 15	Verve 12	Verve 10	Verve 15M	Verve 12M	Verve 8M	Verve 15S	Verve 18S

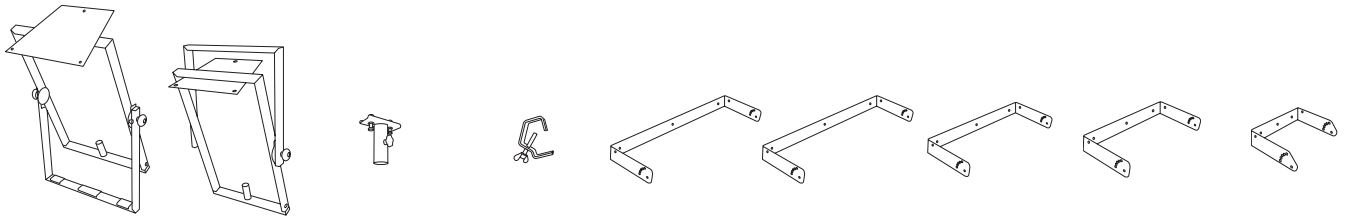


V33	V29	V30	V56
Nylon case	Nylon case	Nylon case	Nylon case
HiMaxX 60/60a FBTMaxX 6/6a/5/5a	HiMaxX 40/40a FBTMaxX 4/4a	FBTMaxX 2/2a	HiMaxX 100Sa

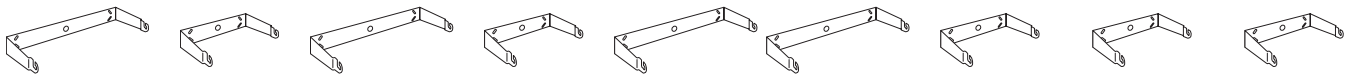


V39	V31	V38	V37	V36	V44	V41	V44
Nylon case	Nylon case	Nylon case	Nylon bag	Nylon bag x 2 pcs	Nylon case	Nylon case	Nylon case
FBTMaxX 10Sa	FBTMaxX 9S FBTMaxX 9Sa	Jolly 15b/15ba Jolly 12b/12ba Jolly 15r/15ra Jolly 12r/12ra	Jolly 8b/8ba Jolly 8r/8ra	Jolly 5b/5ba Jolly 5bt Jolly 5r/5ra	Jolly Sub 10a	Jolly Sub 12a	Amico 1000 Amico 900 Amico 500 Amico 400

Accessories



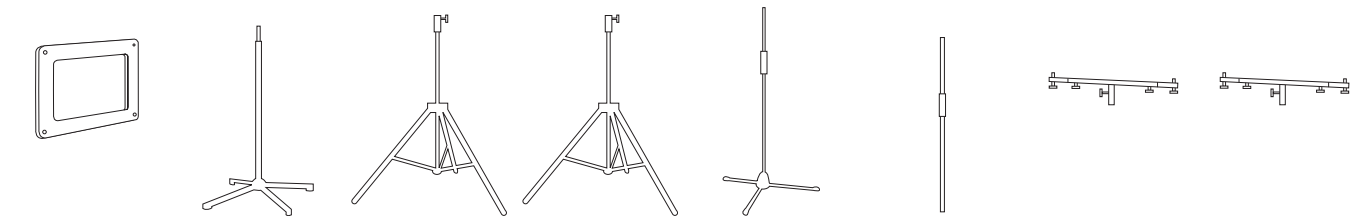
BOX 123	BOX 124	BOX 126	BOX 125	BOX 117	BOX 116	BOX 115	BOX 114	BOX 113
Ceiling frame speaker bracket balancing stand	Ceiling frame speaker bracket balancing stand	Adapter for BOX 123/124 ø 35mm (1,38")	Truss clamp for BOX 123/124	Mount for horizontal wall installation	Mount for horizontal wall installation	Mount for horizontal wall installation	Mount for horizontal wall installation	Mount for horizontal wall installation
PSR 215	PSR 212	PSR	PSR	VERVE 152	Verve 15	Verve 12	Verve 10	Verve 8M



BOX 104	BOX 105	BOX 100	BOX 101	BOX 102	BOX 103	BOX 112	SJ8U	SJ5U-SJ5UW (white)
Mount for horizontal wall installation	Mount for vertical wall installation	Mount for horizontal wall installation	Mount for vertical wall installation	Mount for horizontal wall installation	Mount for horizontal wall installation	Mount for horizontal wall installation	Mount for horizontal wall installation	Mount for horizontal wall installation
HiMaxX 60/60a FBTMaxX 6/6a FBTMaxX 5/5a	HiMaxX 60/60a FBTMaxX 6/6a FBTMaxX 5/5a	HiMaxX 40/40a FBTMaxX 4/4a	HiMaxX 40/40a FBTMaxX 4/4a	FBTMaxX 2/2a	FBTMaxX 9S/9Sa	Jolly 15b/15ba Jolly 12b/12ba Jolly 15r/15ra Jolly 12r/12ra	Jolly 8b/8ba Jolly 8r/8ra	Jolly 5b/5ba Jolly 5bt Jolly 5r/5ra



BOX 120	BOX 119	BOX 121	BOX 118	BOX 122	S/J8	SJ5U-SJ5UW (white)	AJ8	A/J5
Directional wall mount	Directional wall mount	Adjust. Stand adapter 2xM6 ø 35mm (1,38")	Stand adapter 2xM6 ø 35mm (1,38")	Adjust. truss clamp 2xM6	Directional wall mount with flange and swivel arm	Directional wall mount	35mm (1.38") ø to 25mm (1") ø adapter	MS 30BK adapter
PSR 212 Verve 12/10 FBTMaxX 4/2 Jolly 15/12	Verve 8M	Verve 8M	Verve 8M	Verve 8M	Jolly 8b/8ba Jolly 8r/8ra	Jolly 5b Jolly 5bt	Jolly 8b/8ba Jolly 8r/8ra	Jolly 5b/5ba Jolly 5bt Jolly 5r/5ra



SJ5CW	SS2	BOX 32BK	BOX 22BK	MS 30BK	BOX 52BK	SJ5T	SJ8T
Steel flange, recessed	Standard speaker floor stand Max. weight 100 kg (220 lb)	Adjustable aluminium floor stand, damped safety mechanism. Max weight 70 kg (154 Lb)	Adjustable aluminium floor stand ø 35mm (1.38") with ø 25mm (1") adapter Max weight 40 kg (88 Lb)	Adjustable metal floor stand	Adjustable, for subsatellite speaker connection, with safety locking device ø 35mm (1,38")	Adjustable T-shaped support for 2 speaker cabinets	Adjustable T-shaped support for 2 speaker cabinets
Jolly 5bw Jolly 5bwt	PSR Verve HiMaxX FBTMaxX	PSR Verve HiMaxX FBTMaxX Jolly	Verve FBTMaxX Jolly Amico100	Jolly 5	PSR Verve HiMaxX FBTMaxX Jolly	Jolly 5b/5ba Jolly 5r/5ra	Jolly 8b/8ba Jolly 8r/8ra