



MX SERIES

Stereo Mixing Console

MX-24/EX SERIES

MX-36/EX SERIES

MX-24/EX SERIES

Stereo Mixing Console



We have Increased Our Performance, Gradually.

First is the MX-24/EX, one 14-channel mixer with 6 mono and 4 stereo input channels and another one 18-channel mixer with 10 mono and 4 stereo input channels.

This unit is 4 bus outputs (stereo MAINMIX and ALT3/4), 2 Aux sends and 2 stereo Aux Return.

Built in the 24-bit Digital Signal Processing (Only EX version).

With the MX-24/EX, Inter-M again delivers the superior performance, versatility, professional demand features at affordable price.

MX-24/EX SERIES

Stereo Mixing Console

Size and Features



14, 18 Input Channels

Six mono microphone/line inputs(MX-1424/EX), ten mono microphone/line inputs(MX-1824/EX), four stereo line inputs.



Trim (Gain)

All mono and stereo channels are equipped with gain trim controls with LED peak indicators to facilitate level matching with wide variety of sources.



24 bit Digital Signal Processing & Seven Band Graphic Equalizer (MX-1424EX, 1824EX)

The on board 24 bit DSP effects range from Hall, Room and Vocal reverbs to Chorus and Delay. Seven band graphic equalizer allows the fine response shaping of the main output. Center frequency is 63Hz, 160Hz, 400Hz, 1kHz, 2.5kHz, 6.4kHz and 15kHz.



3-band EQ on mono input channel & 2-band EQ on stereo input channel

3 band graphic equalizer on all mono input channel and 2 band graphic equalizer on all stereo input channel. Channel provides +/-15dB of control over high, low frequency at 10kHz and 100Hz, and that provides +/-12dB control over at 2.5kHz.



Two Aux Sends & Stereo Aux Return

Two separate AUX buses can be used as sends for external effectors or a monitor system to offer signal routing flexibility. AUX SEND 1 is pre-fader while AUX SEND 2 allows post fader signal.



Insert I/O

All mono input channels feature insert I/O patch points. The extra signal processing to the channels can be added.



Phantom Power

All mono inputs of the MX-24/EX's high-performance mic preamps feature switchable phantom power for studio condenser microphones. A single switch turns phantom power on or off for all mono channels.

Desktop or Rack Mountable (only MX-1424/EX)

Use your MX-24/EX mixer on a desktop or mounted in a rack - the rack mount brackets are provided (only MX-1424/EX).



MX-36/EX SERIES

Stereo Mixing Console



We have Increased Our Performance, Gradually.

Second is the MX-36/EX, one 14-channel mixer with 6 mono and 4 stereo input channels, two 18-channel mixer with 10 mono and 4 stereo input channels and three 22-channel mixer with 14 mono and 4 stereo input channels.

This unit is 6 bus outputs (4- Group and ST), 3 Aux Send(AUX1, AUX 2, EFFECT) and 2 stereo Aux Return. Built in Multi Mode SHARC Digital Effects, 9-band Digital Stereo GEQ and COMP/LIM.(Only EX version)

With the MX-36/EX, Inter-M again delivers the superior performance, versatility, professional demand features at affordable price.

MX-36/EX SERIES

Stereo Mixing Console

Size and Features




14, 18, 22 Input Channels

Six mono microphone/line inputs(MX-1436/EX), ten mono microphone/line inputs(MX-1836/EX), fourteen mono microphone/line inputs(MX-2236/EX) and four stereo line inputs.



Phantom Power

All mono inputs of the MX-36/EX's high-performance mic preamps feature switchable phantom power for studio condenser microphones. A single switch turns phantom power on or off for all mono channels.



Built in Multi Mode Digital Effects, 9-band Digital Stereo GEQ & COMP /LIM (Only MX-1436EX, 1836EX, 2236EX)

32-bit SHARC DSP, 10 Bank, 15 preset effect and threshold control for LIM / COMP audiophile - quality. There's also a 9-band digital stereo graphic equalizer for flexible overall response shaping control.



Six Buses (Stereo and Four Group Outputs)

The MX-36/EX features individual group buses and outputs that can be used for convenient channel grouping, in addition to the main stereo bus.



3-band Mid-sweep Channel EQ & HPF

3-band equalizers with a sweepable mid-band on all mono input channels. All mono microphone input channels also feature a switchable high-pass filter that can be used to cut out unwanted low-frequency noise.



Two Aux Sends, One EFX SEND & 2 Stereo Aux Return

Each input channel has three auxiliary sends - one post-fader "Effect" send, one switchable for pre- or post-fader operation, and one pre-fader send - affording plenty of flexibility for external signal processing and monitoring. A stereo auxiliary return is also provided.



Insert I/O

Add compressors, EQ, or other signal-processing gear to the mono channels as required via insert I/O patch points.

Desktop or Rack Mountable (only MX-1436/EX)

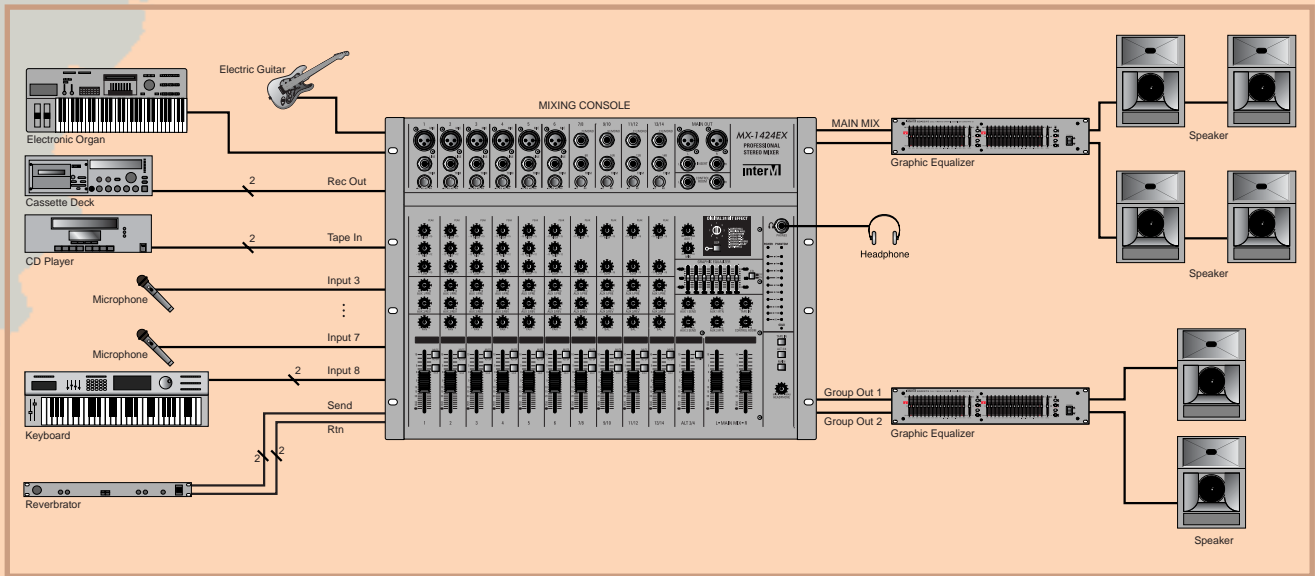
Use your MX-36/EX mixer on a desktop or mounted in a rack - the rack mount brackets are provided(only MX-1436/EX).



Application Examples

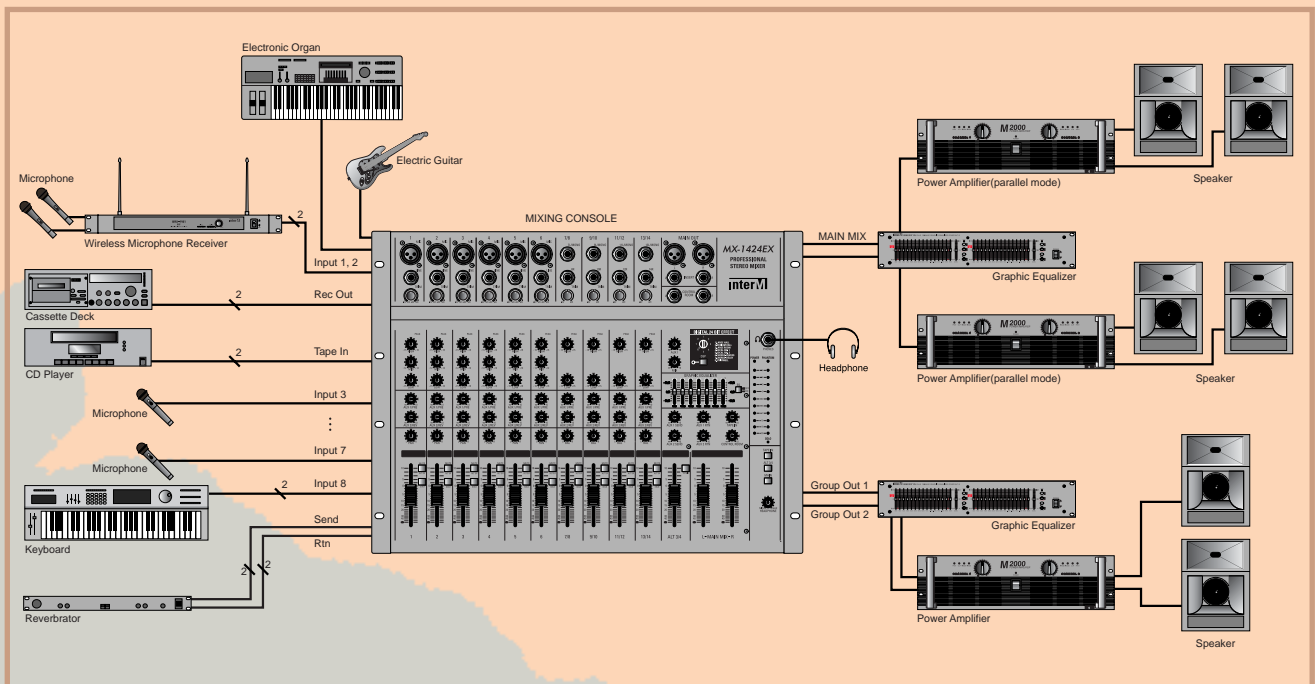
1. A Small Sound Reinforcement System

A sound reinforcement system of about this scale is ideal for small clubs, churches and small live music.



2. A few More Big Sound Reinforcement System

A sound reinforcement system of about this scale is ideal for big clubs and live music concert.



Specifications

MX-24/EX

- GENERAL

*0dB=0.775Vrms, 0dBV=1Vrms

Maximum Output Level (0.5% T.H.D as 1kHz)	+24dB(MIX L/R) @600Ω +20dB(ALT 3/4) @600Ω +20dB(AUX1-2) @600Ω +20dB(INSERT) @10kΩ +20dB(CTRL ROOM) @600Ω More than 100mW(HEADPHONES) @40Ω
T.H.D	<0.1% @+14dB 20Hz ~ 20kHz (MIX L/R, ALT 3/4, AUX SEND1-2, CTRL ROOM) @600Ω
Frequency Response	20Hz ~ 20kHz, +1/-2dB (MIX L/R, ALT 3/4, AUX SEND1-2, CTRL ROOM) @600Ω
Hum and Noise (Average, Rs=150Ω)	-127dB equivalent input noise -95dB residual noise (MIX L/R, ALT 3/4, AUX SEND1-2, CTRL ROOM OUT) -88dB (MIX L/R, ALT 3/4, AUX SEND1-2, CTRL ROOM OUT) *Master fader at nominal level and all channel fader Minimum.
Maximum Voltage Gain	84dB MIC IN TO MIX L/R 84dB MIC IN TO ALT3/4 76dB MIC IN TO AUX 1(PRE) 86dB MIC IN TO AUX 2(REV) 90dB MIC IN TO CONTROL ROOM L/R 62.2dB MIC IN TO REC L/R 54dB LINE IN TO MIX L/R 54dB LINE IN TO ALT3/4 46dB LINE IN TO AUX 1(PRE) 56dB LINE IN TO AUX 2(REV) 60dB LINE IN TO CONTROL ROOM L/R 44dB ST IN TO MIX L/R 44dB ST IN TO ALT3/4 16dB AUX RETURN IN TO MIX L/R 27.8dB TAPE IN TO MIX L/R
Crosstalk (at 1kHz)	-70dB between input channels -70dB between output channels
Gain Control(mono ch)	44dB Variable (MIC:-60dB ~ -16dB), (LINE):-30dB ~ +14dB)
Gain Control(stereo ch)	34dB Variable (-20dB ~ +14dB)
Input Channel Equalization	HIGH: 12kHz shelving, ±15dB MID: 2.5kHz peaking, ±12dB LOW: 80Hz shelving, ±15dB *Turnover/roll off freq: located 3dB below maximum boost/cut
LED Meters	10-Segment LED 2 MIX L/R, ALT 3/4
Channel indicators	Peak: An indicator for each channel turns on when the pre-channel fader signal is 3dB below clipping.
Phantom Power	+48V DC
Power Source/ Power Consumption	MX-1424/1424EX: AC 50/60Hz 120V/230V/240V, 30W MX-1824/1824EX: AC 50/60Hz 120V/230V/240V, 30W
Weight	MX-1424/1424EX: 7kg MX-1824/1824EX: 8kg
Dimensions	MX-1424/1424EX: 482(W) × 90(H) × 354(D)mm MX-1824/1824EX: 556(W) × 90(H) × 354(D)mm

- INPUT

Input Connector	Input Impedance	Nominal Input	Nominal Level	Connector Type
CH Mic	4kΩ	50 ~ 600Ω	-60dB	XLR 3-31 Type Balanced
CH Line	10kΩ	600Ω	-20dB	Phone Jack (TRS) T = Hot R = Cold S = GND
Stereo Input	5kΩ	600Ω	-10dB	Unbalanced Phone Jack
Aux Return 1-2	10kΩ	600Ω	+4dB	Unbalanced Phone Jack
Mono Channel Insert Input	10kΩ	600Ω	0dB	Phone Jack (TRS) T = Out R = In S = GND
Main Stereo Insert Input	10kΩ	600Ω	0dB	Phone Jack (TRS) T = Out R = In S = GND
Tape in	10kΩ	600Ω	-10dBv	RCA Pin Jack

- OUTPUT

Output Connector	Output Impedance	Nominal Impedance	Nominal Impedance	Connector Type
MIX Out L/R	150Ω	600Ω	+4dB	XLR 3-32 Type
ALT 3/4	75Ω	600Ω	+4dB	Unbalanced Phone Jack
CTRL Room Out	75Ω	600Ω	+4dB	Unbalanced Phone Jack
Aux Send 1-2	75Ω	600Ω	+4dB	Unbalanced Phone Jack
Mono Channel Insert Input	600Ω	10kΩ	0dB	Phone Jack (TRS) T = Out R = In S = GND
Main Stereo Insert Input	10kΩ	600Ω	0dB	Phone Jack (TRS) T = Out R = In S = GND
Rec Out	600Ω	10kΩ	-10dBv	RCA Pin Jack
Phones Out	100Ω	40Ω	-3mW	Stereo Phone Jack

MX-36/EX

- GENERAL

*0dB=0.775Vrms, 0dBV=1Vrms

Maximum Output Level (0.5% T.H.D as 1kHz)	+24dB(MIX L/R) @600Ω +24dB(MONO) @600Ω +20dB(GROUP1-4) @600Ω +20dB(AUX1-2, EFX) @600Ω +20dB(INSERT) @10kΩ +20dB(CTRL ROOM) @600Ω More than 100mW(HEADPHONES) @40Ω
T.H.D	<0.1% @+14dB 20Hz ~ 20kHz (MIX L/R, GR1-4, AUX SEND1-2, EFX, CTRL ROOM) @600Ω
Frequency Response	20Hz ~ 20kHz, +1/-2dB (MIX L/R, GR1-4, AUX SEND1-2, EFX, CTRL ROOM) @600Ω
Hum and Noise (Average, Rs=150Ω)	-127dB equivalent input noise -95dB residual noise (MIX L/R, GR1-4, AUX SEND1-2, EFX, CTRL ROOM) -85dB(MIX L/R, GR1-4, AUX SEND1-2, EFX, CTRL ROOM OUT) *Master fader at nominal level and all channel fader Minimum.
Maximum Voltage Gain	84dB MIC IN TO MIX L/R 84dB MIC IN TO GROUP 1-4 80dB MIC IN TO MONO 76dB MIC IN TO AUX 1, AUX2(PRE ON) 86dB MIC IN TO AUX2(PRE OFF), EFX 90dB MIC IN TO CONTROL ROOM L/R 62.2dB MIC IN TO REC L/R 54dB LINE IN TO MIX L/R 54dB LINE IN TO GROUP 1-4 50dB LINE IN TO MONO 46dB LINE IN TO AUX 1, AUX 2(PRE ON) 56dB LINE IN TO AUX 2(PRE OFF), EFX 60dB LINE IN TO CONTROL ROOM L/R 44dB ST IN TO MIX L/R 40dB ST IN TO MONO 44dB ST IN TO GROUP 1-4 16dB AUX RETURN IN TO MIX L/R 27.8dB TAPE IN TO MIX L/R
Crosstalk (at 1kHz)	-70dB between input channels -70dB between output channels
Gain Control(mono ch)	44dB Variable (MIC:-60dB ~ -16dB), (LINE):-30dB ~ +14dB)
Gain Control(stereo ch)	34dB Variable (-20dB ~ +14dB)
Input Channel Equalization	HIGH: -15dB, at 12kHz shelving MID: -12dB, from 100Hz to 8kHz, (sweepable peaking) LOW: -15dB, at shelving *Turnover/roll off freq.: located 3dB below maximum boost/cut
LED Meters	10-Segment LED 2, MIX L/R, GROUP 1 ~ 4
Channel indicators	Peak: An indicator for each channel turns on when the pre-channel fader signal is 3dB below clipping.
Phantom Power	+48V DC
Power Source/ Power Consumption	MX-1436/1436EX: AC 50/60Hz 100V/120V/230V/240V, 40W MX-1836/1836EX: AC 50/60Hz 100V/120V/230V/240V, 40W MX-2236/2236EX: AC 50/60Hz 100V/120V/230V/240V, 40W
Weight	MX-1436/1436EX: 7kg MX-1836/1836EX: 8kg MX-2236/2236EX: 10kg
Dimensions	MX-1436/1436EX: 482(W) × 90(H) × 354(D)mm MX-1836/1836EX: 556(W) × 90(H) × 354(D)mm MX-2236/2236EX: 672(W) × 90(H) × 354(D)mm

- INPUT

Input Connector	Input Impedance	Nominal Input	Nominal Level	Connector Type
CH Mic	4kΩ	50 ~ 600Ω	-60dB	XLR 3-31 Type Balanced
CH Line	10kΩ	600Ω	-20dB	Phone Jack (TRS) T = Hot R = Cold S = GND
Stereo Input	5kΩ	600Ω	-10dB	Unbalanced Phone Jack
Aux Return 1-2	10kΩ	600Ω	+4dB	Unbalanced Phone Jack
Mono Channel Insert Input	10kΩ	600Ω	0dB	Phone Jack (TRS) T = Out R = In S = GND
Main Stereo Insert Input	10kΩ	600Ω	0dB	Phone Jack (TRS) T = Out R = In S = GND
Tape in	10kΩ	600Ω	-10dBv	RCA Pin Jack

- OUTPUT

Output Connector	Output Impedance	Nominal Impedance	Nominal Impedance	Connector Type
MIX Out L/R	150Ω	600Ω	+4dB	XLR 3-32 Type
GROUP 1-4	150Ω	600Ω	+4dB	Unbalanced Phone Jack
MONO Out	150Ω	600Ω	+4dB	XLR 3-32 Type
CTRL Room Out	75Ω	600Ω	+4dB	Unbalanced Phone Jack
Aux Send 1-2, EFX Send	75Ω	600Ω	+4dB	Unbalanced Phone Jack
Mono Channel Insert Input	600Ω	10kΩ	0dB	Phone Jack (TRS) T = Out R = In S = GND
Main Stereo Insert Input	10kΩ	600Ω	0dB	Phone Jack (TRS) T = Out R = In S = GND
Rec Out	600Ω	10kΩ	-10dBv	RCA Pin Jack
Phones Out	100Ω	40Ω	-3mW	Stereo Phone Jack

* Specifications and design subject to change without notice for improvements.

www.inter-m.com

Inter·M Corporation

OFFICE : 653-5 BANGHAK-DONG, DOBONG-KU, SEOUL, KOREA

TEL : 82-2-2289-8140~8

FAX : 82-2-2289-8149

E-mail : export@inter-m.com